

SAMSUNG  
System Air Conditioner  
DVM  
2010

When you feel refreshed at work as much as you feel it at home,

*imagination lives*

Learn more by visiting  
[www.dvmsystem.com](http://www.dvmsystem.com)

**Samsung Electronics Co., LTD.**  
Head Office (Suwon Korea)  
416, Maetan-3Dong, Yeongtong-Gu,  
Suwon City, Gyeonggi-Do,  
Korea 443-742

[www.samsung.com](http://www.samsung.com)

**SAMSUNG**

Space for Partnership

2010 SAMSUNG SYSTEM AIR CONDITIONERS

Samsung's Powerful and efficient  
DVM Plus III outdoor units will  
provide the comfortable refreshment  
at your work place, just like it  
provides at your residential places.

Smart Thinking, Simple Living.

**SAMSUNG**

# Smart Thinking, Simple Living.

You want to live easier as life gets harder. Just because life is complicated doesn't mean you have to live that way. Simplify your lifestyle without dealing with complexity. Our understanding of your needs for a better life made us put more effort in creating the perfect solution for a carefree life.

At Samsung, while we always aim to provide the most up-to-date innovations, we believe that innovations in home appliance should also make life simple, easy, and more comfortable. With Samsung Home Appliances, experience the wonders of smart appliances that not only take your life to another level of effortless comfort, but also help you spend more time on more important things in your life.

Filling your home with Samsung's simplified but advanced home appliances doubles your comfort and satisfaction. Don't sacrifice ease for the latest technology as Samsung provides state of the art innovative technology in simplified products. Enjoy smart thinking for simple living with Samsung Electronics.

## Contents

<b>INTRODUCTION</b> 04   Brand Value 10   Line-up	<b>OUTDOOR UNITS</b> 16   Outdoor Unit Feature 26   Outdoor Unit Specification	<b>CONTROL SYSTEMS</b> 78   DVM System Structure 80   Integrated Management System 90   Centralized Control System 92   Individual Control System 94   Building Management System 95   Guest Management System 96   Power Distribution Unit 97   DVM-Pro 98   Accessories
	<b>INDOOR UNITS</b> 38   Indoor Unit Feature 56   Indoor Unit Specification 70   ERV System 74   Accessories	

## 2010 SAMSUNG DVM SYSTEM AIR CONDITIONER

In N Seoul Tower, Samsung's DVM System air conditioner is providing air conditioning throughout the site. Now the people, who visited N Seoul Tower will enjoy their moment at the Seoul's most famous attraction site with the cool and refreshing air provided by Samsung.



<b>PROJECT</b> N Seoul Tower	<b>NUMBER OF OUTDOOR UNITS</b> 4
<b>LOCATION</b> Seoul, Korea	<b>NUMBER OF INDOOR UNITS</b> 20
<b>TYPE</b> Tower	<b>CONTROL SOLUTION</b> Centralized Controller, Wired Remote Controller

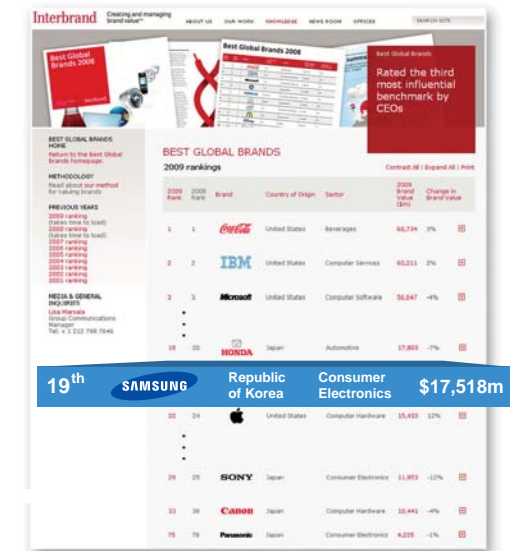


# Samsung is Moving with and Ahead of Our Customers

A brand value is created by its customers and that's the novel perspective at Samsung. With all customer attention, Samsung had another successful year. Business Week and Interbrand ranked Samsung 19th in Global Brands.

Samsung has overtaken Sony as the world's biggest producer of televisions and its strong product development has resulted in global leadership in the television industry. Samsung also improved its position from the third to the second leading player in mobile phones worldwide. The philosophy of bringing the latest technology to people at a fair price has quickly become consumers' favorite and Samsung's new concept shops have been successful making the philosophy known to more expert and demanding audiences by showing the benefits of engaging with the brand.

As a global leader, Samsung will continue to create "Future" with the customers.



## GLOBAL BUSINESS NETWORK

- 7 Design Centers
- 6 Global Operation Centers
- 4 HA R&D Centers
- 10 Global Headquarters





# PlanetFirst™ with Samsung Electronics



Samsung believes in the power of innovation today for a sustainable tomorrow

Every day, all of us need to seek new ways to reduce energy consumption at home and at work. To fulfill customer's greener way of life, Samsung continues to manufacture eco-friendly products. Unfortunately, many consumers are unaware of green products and feel there are not enough options. So now, Samsung created **PlanetFirst™** which applies to all of Samsung's eco friendly products, partnerships or internal programs.

PlanetFirst™ is the name that easily identifies eco-friendly products from Samsung. These products connect customers' desire of living green to the joy of using the latest technology. **PlanetFirst™**, a unique communication, makes Samsung's commitment, mind-set, and approach to greener living clear and straightforward. As Samsung continues to work, develop, engineer and design innovative products to satisfy customers, **PlanetFirst™** also means these technologies, designs and manufacturing processes are greener. Your choice of **PlanetFirst™** products help preserve nature and reduce energy use.

Samsung is always striving to find new and better ways to reduce our impact on the environment without sacrificing complete satisfaction in its products. Samsung started by simply reducing, reusing and recycling; then by challenging employees to seek out and adopt extraordinary breakthroughs that make Samsung's processes and products healthier, safer and less carbon dependent. So help the cause and start your own journey in being green with **PlanetFirst™**.

## Eco-labels & Declaration

Samsung Electronics makes on-going efforts to develop environment-friendly products that minimize the negative impacts on the environment in every aspect of its products, from raw material procurement to production, transportation, usage and final disposal. Concerns for the environment are at the core of each product development.

Samsung's environment-friendly technologies and recycling programs have been highly recognized via various global approvals and awards worldwide.



## Four Seasons of Hope

**Samsung's Four Seasons of Hope is all about kids. It's about using the power of our brand to give something back to the communities we serve.**

Samsung's Four Seasons of Hope supports community-based foundations and charities headed by some of the countries' favorite sports legends. Samsung pledges to raise national awareness and funds for these outstanding charities and to identify how others can also make a difference in the lives of these children and families.



## Samsung Recycling Direct<sup>SM</sup>

**All good things come to an end. Let's make sure it's a Green end.**

As technology continually evolves, so will your digital lifestyle. When you upgrade your consumer electronics, you will need to recycle your old products responsibly. That's why we're proud to reaffirm our commitment and responsibility to recycle, using Direct<sup>SM</sup>, the new Samsung Recycling program launched on October 1st, 2008.



# 'Eco-friendly' Samsung

## Preserves the nature you live in.

Thinking of you and the environment, Samsung plans for the future. Realizing your hopes for a greener, healthier life for you and the generations that follow, Samsung's environmentally friendly technologies work to make the world a more beautiful place.



### Air & Water Conservation

As a leading innovator of environment-friendly products and technologies, Samsung products already drastically reduce the strains on nature's valuable resources. Samsung uses R-600, a natural refrigerant, and cyclopentane insulation in its refrigerators, which do not promote global warming or add to the greenhouse effect. Samsung's water-efficient washing machines also use less detergent and water without affecting cleanliness, helping conserve water.

### Use Less, Save More

Samsung products are energy efficient, receiving Energy Grade A+ in the EU and ENERGY STAR in the U.S. Samsung washers with its ceramic heaters use less power, which save you energy, money and time. This energy-efficient technology protects you and nature, giving you a greener lifestyle.

### Global Recycling

Samsung Electronics is making significant efforts to save the environment and complies with the WEEE (Waste Electrical and Electronic Equipment) directive by joining or establishing the recycling schemes for each country.

## Samsung Eco-Friendly Air Conditioner

Making continuous efforts to stay ecofriendly, Samsung uses R-410A, all environmentally friendly refrigerant, for its air conditioners and restrains the use of materials with high global warming potential (GWP). Most Samsung products have received Energy Grade A+ in the EU and ENERGY STAR in the U.S. These energy-efficient air conditioners not only save you money, but help conserve the environment.



## Galeria de Innovacion 2009

Samsung attended Europe's largest air-conditioner exhibition "Climatization" in Madrid, Spain. Samsung air conditioner's beautiful design with innovative features was awarded the "Galeria de Innovacion" The idea behind this award is to encourage innovation in the practical application of know-how and technologies in industrial development. Once again, Samsung proves its unsurpassed standards in quality.



## iF Product Design Award 2009

As one of the world's oldest & prestigious design competitions, the iF product design award can look back on a rich and long tradition. This seal of fine design quality has stood for qualitatively outstanding design awards for over 50 years. Samsung's air conditioner with design innovations has won the iF product design award for the year 2009. Samsung air conditioner continues to receive worldwide recognition and awards, proving high quality functions and beauty to value and satisfying customers' requirements.



## Comfort & Design 2008

Organized by Fiera Milano International, the Comfort & Design Award plays the role of intermediary between the Jury and companies participating in the 36th Mostra Convegno Expocomfort / Expobagno. The MCE / EXPOBAGNO 2008 aimed to rewarding the best product that shows a high level of environmental quality, providing a complete overview of the sector along the lines of "Comfort & Living Technology". And Samsung air conditioner won the prize conferring a valid and professional recognition on the best products in the ceremony .

## Received Certifications and Awards



# 2010 Samsung System Air Conditioner 2010 Line-Up

## Powerful new line up

Once again we are introducing our line up of system air conditioners with Samsung's innovative Technology equipped to each and every one of the products. Take a look at Samsung's 2010 system air conditioners made to satisfy you.



## Line-Up Outdoor Units

### DVM PLUS III / DVM PLUS III HR









#### Basic Model

Line up	DVM PLUS III	RVXVHT080GE	RVXVHT100GE	RVXVHT120GE	RVXVHT140GE
	DVM PLUS III HR	RVXVRT080GE	RVXVRT100GE	RVXVRT120GE	RVXVRT140GE
High Efficiency Combination					
		8HP	10HP	12HP	14HP











Line up	DVM PLUS III	RVXVHT080GE	RVXVHT100GE	RVXVHT120GE	RVXVHT140GE	RVXVHT160GE
	DVM PLUS III HR	RVXVRT080GE	RVXVRT100GE	RVXVRT120GE	RVXVRT140GE	RVXVRT160GE
Compact Combination						
		8HP	10HP	12HP	14HP	16HP

#### Combination Table

##### High Efficiency Combination

Model	16	18	20	22	24	26	28	30	32	34	36	38	40	42	44	46	48	50	52	54	56
 RVXVHT080GE  RVXVRT080GE																					
 RVXVHT100GE  RVXVRT100GE																					
 RVXVHT120GE  RVXVRT120GE																					
 RVXVHT140GE  RVXVRT140GE																					

##### Compact Combination

Model	18	20	22	24	26	28	30	32	34	36	38	40	42	44	46	48	50	52	54	56	58	60	62	64
 RVXVHT080GE  RVXVRT080GE																								
 RVXVHT100GE  RVXVRT100GE																								
 RVXVHT120GE  RVXVRT120GE																								
 RVXVHT140GE  RVXVRT140GE																								
 RVXVHT160GE  RVXVRT160GE																								









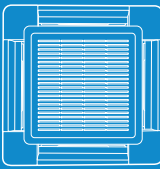



















#### Mini DVM





# Line-Up

## Indoor Units

Capacity		7K Btu/h 2.2 kW	9K Btu/h 2.8 kW	12K Btu/h 3.6 kW	15K Btu/h 4.5 kW	18K Btu/h 5.6 kW	21K Btu/h 6.0 kW	24K Btu/h 7.1 kW	30K Btu/h 9.0 kW	36K Btu/h 11.2 kW	44K Btu/h 12.8 kW	48K Btu/h 14.0 kW
<b>Wall-mounted Type</b> 	MB											
	Vivace											
	Neo Forte											
<b>Cassette Type</b> 	Slim 1Way											
	2Way Cassette											
	Mini 4Way Cassette											
4Way Cassette												
<b>Duct Type</b> 	Slim Duct											
	M.S.P Duct											
<b>Floor &amp; Convertible Type</b> 	Console											
	Ceiling											



# 02

OUTDOOR UNITS



**PROJECT**  
Tower Palace

**LOCATION**  
Seoul, Korea

**TYPE**  
Apartment Building

**NUMBER OF OUTDOOR UNITS**  
2,928

**NUMBER OF INDOOR UNITS**  
17,568

## Powerful and optimized cooling and heating

Samsung provides you the perfectly optimized cooling and heating system with its latest and most innovative technology. World's largest capacity will provide you the powerful performance all year long, no matter how hot or how cold. Furthermore, Samsung's outdoor units barely make any noise or vibration during operations, and they are perfect for residential and commercial buildings. Always stay refreshed with Samsung system air conditioner.

### OUTDOOR UNITS

- 16 | DVM PLUS III
- 25 | Mini DVM
- 26 | Outdoor Unit Specification



**PROJECT**  
Volkswagen Arena

**LOCATION**  
Germany

**TYPE**  
Soccer Stadium



**PROJECT**  
Savske elektrarne  
Ljubljana

**LOCATION**  
Slovenia

**TYPE**  
Office building



# Outdoor Units Feature

## DVM PLUS III

DVM Plus III outdoor units with the most stable performance upgrades your lifestyle. With two different types of DVM PLUS III combination available, you can have the outdoor unit that is powerful as 64 horse power and consumes less energy (Up to 20 percent less) than other maker's outdoor unit sold in the market.




<b>PROJECT</b> Imperial Palace Hotel	<b>Date</b> Dec, 2008
<b>LOCATION</b> Cebu, Mactan Island, Philippines	<b>Number of Outdoor Units</b> 141
<b>TYPE</b> Hotel	<b>Number of Indoor Units</b> 1176

## Overview

DVM Plus III System Air Conditioner has a number of key technologies that improve performance. Here are the main technologies which create the perfect cooling and heating atmosphere.

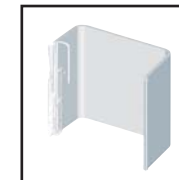
### Fan Guard

Optimized fan guard design enhanced air flow volume which achieved the high heat transfer performance without increased noise.




### Ø8 Heat Exchanger

Highly efficient Ø8 Grooved tube has been applied to reduce pressure loss while increasing heat transfer performance to improve COP.



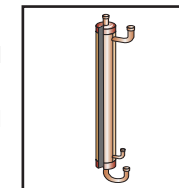
### New G-Fin

High efficiency new G-fin improved heat transfer performance and reinforce corrosion resistance.



### Turbo Intercooler

Turbo intercooler (Shell and Tube Type) improves cooling and heating COP and secures reliability on long piping installation.



### DVI Compressor

DVI (Digital Vapor Injection) compressor injects optimized mid-range pressure refrigerant to improve cooling and heating performance and efficiency.



### High Efficiency Combination

Model	16	18	20	22	24	26	28	30	32	34	36	38	40	42	44	46	48	50	52	54	56	
RVXVHT080GE RVXVRT080GE																						
RVXVHT100GE RVXVRT100GE																						
RVXVHT120GE RVXVRT120GE																						
RVXVHT140GE RVXVRT140GE																						

### Compact Combination

Model	18	20	22	24	26	28	30	32	34	36	38	40	42	44	46	48	50	52	54	56	58	60	62	64
RVXVHT080GE RVXVRT080GE																								
RVXVHT100GE RVXVRT100GE																								
RVXVHT120GE RVXVRT120GE																								
RVXVHT140GE RVXVRT140GE																								
RVXVHT160GE RVXVRT160GE																								



02 | OUTDOOR UNIT

02 | OUTDOOR UNIT



# Outdoor Units Feature

## DVM PLUS III

### Digital Hybrid System

DHS (Digital Hybrid System) is a brand new concept system composed of DVI compressor, vapor injection technology and turbo intercooler. These 3 factors together provide highly efficient performance.



#### DVI Compressor

Efficient and reliable DVI Compressor coupled with Vapor Injection technology has been applied to improve cooling and heating performance and energy efficiency.



#### Vapor Injection Technology

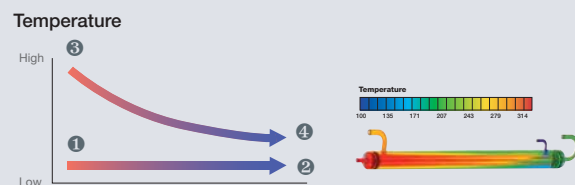
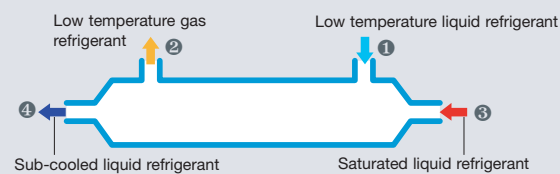
Improved cooling and heating performance and COP by a new technology of two stage compression. This technology achieved the high heating performance and COP under the lowest temperature, which leads the industry.

- Increase refrigerant flow rates with a new Vapor Injection technology.
- Improved Sub-cooling necessary for long piping runs while increasing cooling and heating performance and COP.

#### Turbo Intercooler

Turbo intercooler (Shell & Tube Type) improved cooling and heating COP, to secure reliability on long piping installation.

- Improve COP with the application of Turbo intercooler.
- Adequate sub-cooling to ensure reliable operation on installations with long piping (200m).



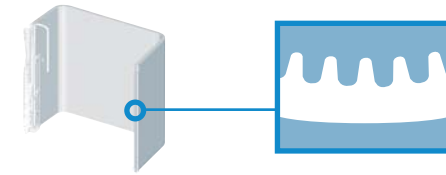
### Φ8 Heat Exchanger and New G-fin

#### High Efficiency Φ8 Heat Exchanger

Efficient Φ8 Grooved tube reduced pressure loss while increasing heat exchange rates to improve COP.

- Groove shape is designed to be high and slim to increase heat transfer performance inside the tube.

DVM PLUS III New Groove Shape (High and Slim)

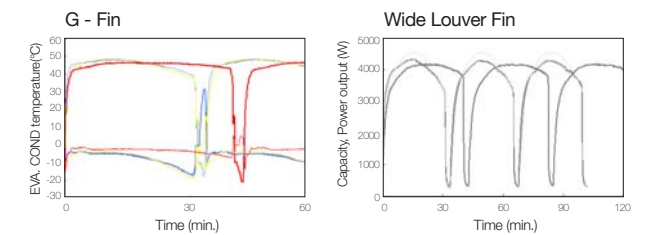
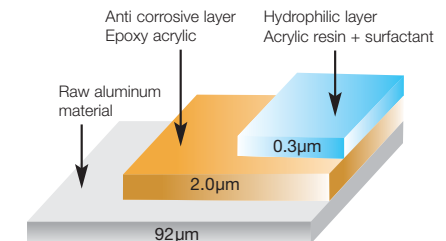
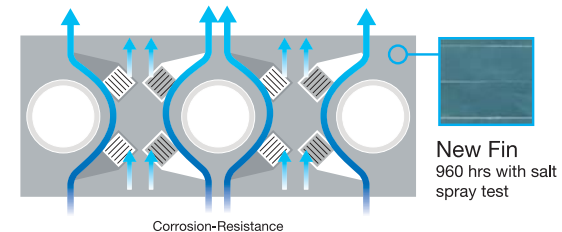


Item	Improved Heat Exchanger	
Diameter	Φ7 → Φ8	
Heat transfer surface area	19% ↑	
Pressure loss in heat exchanger	Evaporation	14.1% ↓
	Condensation	10.3% ↓
Internal heat transfer performance	30.8% ↑	
Pressure resistance	same	

#### New G - Fin

Highly efficient new G-Fin increases heat transfer performance, reinforces corrosion resistance, and increases operating duration under frosting conditions.

- Heat transfer performance improved by 13% compared to the conventional fin, even with the equivalent pressure loss.
- Corrosion resistance reinforced by Epoxy Acrylic Coating.
- Heating operation time is 1.4 times longer under frosting conditions due to new G-Fin.

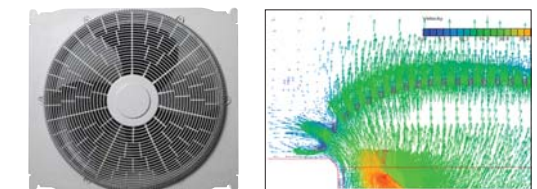


#### Newly Designed Fan Guard

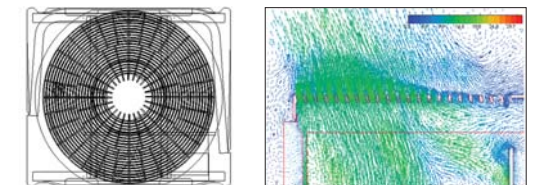
Fan Guard has been optimized to improve air volume and reduce noise and vibration.

- BLDC Motor, which is 2.7% more efficient than the competitors, has been applied.
- High static pressure propeller fan and the optimum Bell Mouth form, for high external static pressure, have been applied. (External static pressure: 8mmAq)

DVM PLUS III



Conventional Model



02 | OUTDOOR UNIT

02 | OUTDOOR UNIT



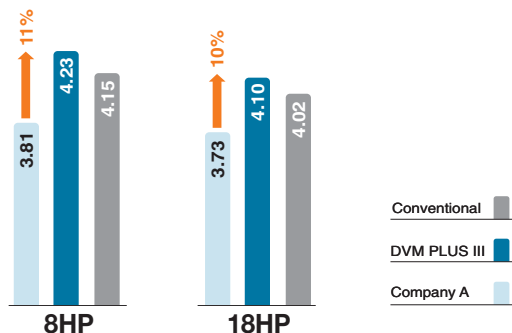
# Outdoor Units Feature

## DVM PLUS III

### High COP


High efficiency DVM PLUS III has improved average cooling and heating COP compared to conventional products and achieved the world's Top Class energy efficiency

- DHS(Digital Hybrid System) technology increased refrigerant flow rate and evaporation enthalpy difference.
- Wide  $\Phi 8$  Grooved pipe and G-Fin increased heat exchange efficiency.
- The best BLDC Motor in the industry and the Optimum Fan Guard design increased efficiency.




### The Smallest Foot Print Area

The world's smallest foot print provides the smallest installation space which saves incredible amount of time.



### Space Saving

Model	12HP	16HP
Conventional Model	0.92m <sup>2</sup>	1.35m <sup>2</sup>
DVM PLUS III	0.67m <sup>2</sup>	0.92m <sup>2</sup>
Comparison to Conventional Model	73%	68%



### Digital Unit Module

Digital Unit Module combination enables the system to alternate compressor operation to prolong each compressor's life cycle and improves COP with part loads

- Control the compressor capacity precisely.
- Ensure long life cycle by alternating operation of the DVI compressors.
- Improve COP using multiple heat exchangers of outdoor units at part loads.



### Auto data backup in PCB

In case of problems in product, the operation information of last 30 minutes is stored before system shutdown. Therefore, DVM PLUS III can be diagnosed rapidly and serviced.



### The World's Largest Capacity

Samsung has achieved world's largest capacity of 64HP by combining maximum 4 outdoor units with 5 different capacities. (8, 10, 12, 14 and 16HP) Many combinations of heat pump or heat recovery type support up to 64 indoor units to provide consumers a variety of choices for any installation condition.

- Compact combinations (8~64 HP)  
Combination with the model requiring the smallest installation space.
- High-Efficiency combinations (16~56 HP)  
Combination with high-efficiency model.



### Refrigerant pump-down and pump-out

DVM PLUS III provides several functions to facilitate the replacements of product, additional installation and maintenance without much effort.

#### Refrigerant pump-down function

In case of moving outdoor units, maintenance of pipes between indoor units or between outdoor units and indoor units, it is possible for refrigerant to be recovered into outdoor units.



#### Refrigerant pump-out function

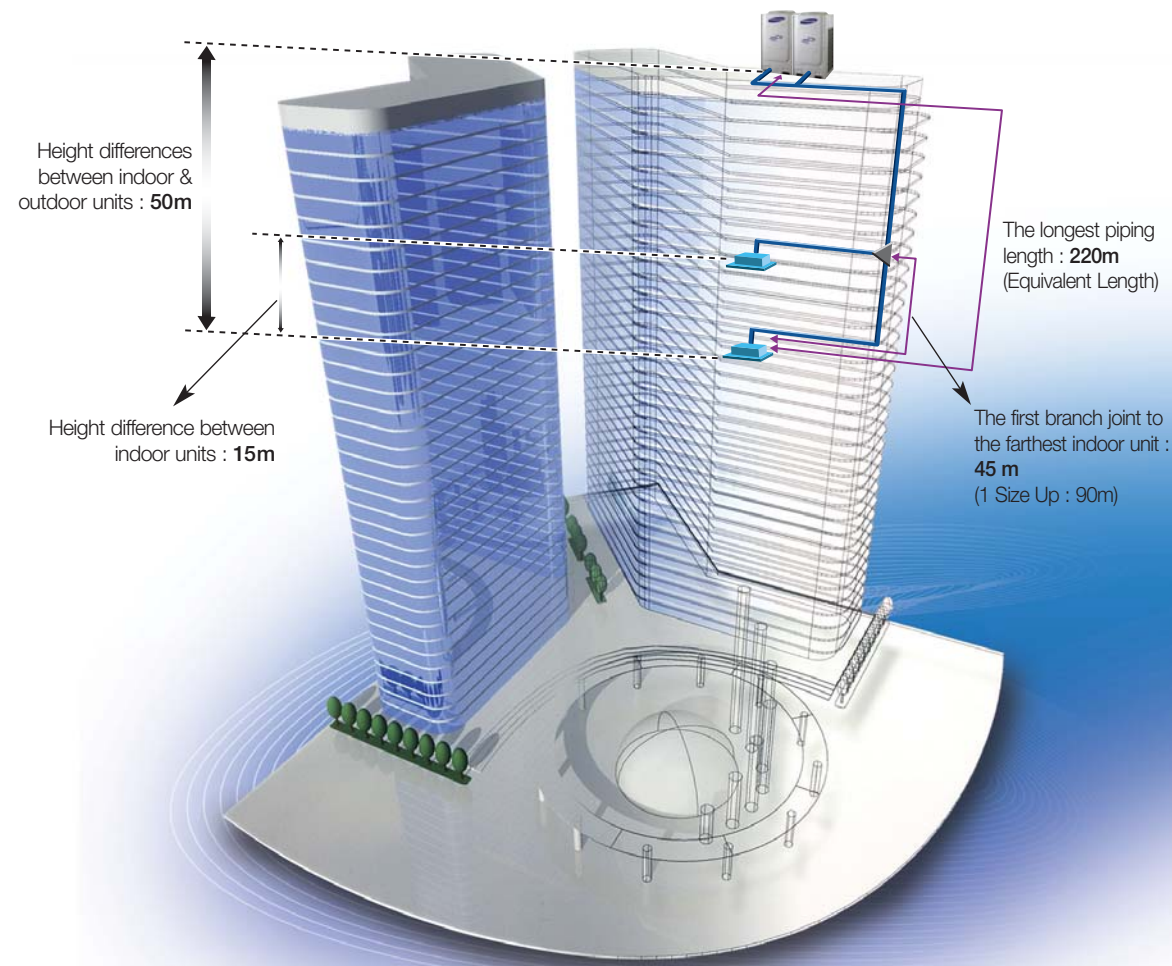
In case of maintenance of outdoor units, it is possible for refrigerant to be recovered into indoor units or pipes units.



# Outdoor Units Feature

## DVM PLUS III

### The World's Longest Piping Length



#### DVM PLUS III

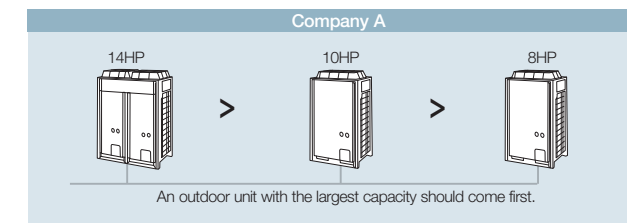
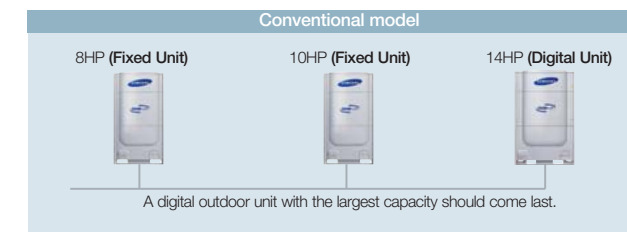
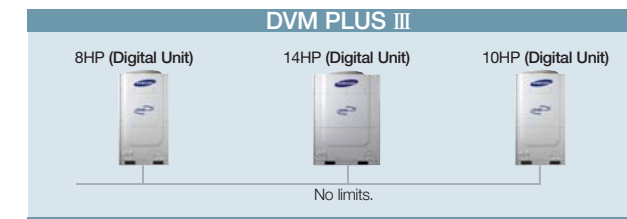
DVM PLUS III has an actual piping length up to 200m, with the maximum piping length of 45m from the first branch joint to the farthest indoor unit, thereby providing more convenience and flexibility for installation in commercial buildings.

#### Summary

- The longest piping length : 220m (Equivalent Length)
- Total piping length: 1000m
- From the first branch joint to the farthest indoor unit : 90m (with one piping Size Up)

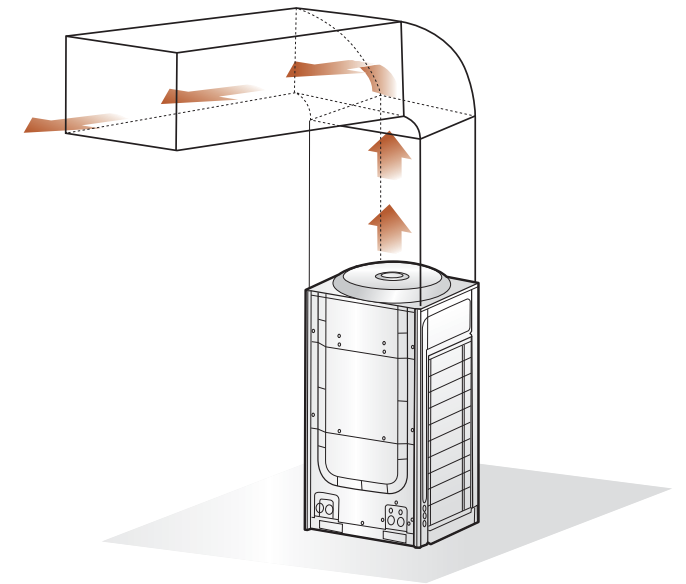
### Free Installation

DVM Plus III provides the degree of freedom from priority of capacity when installing outdoor units in module.



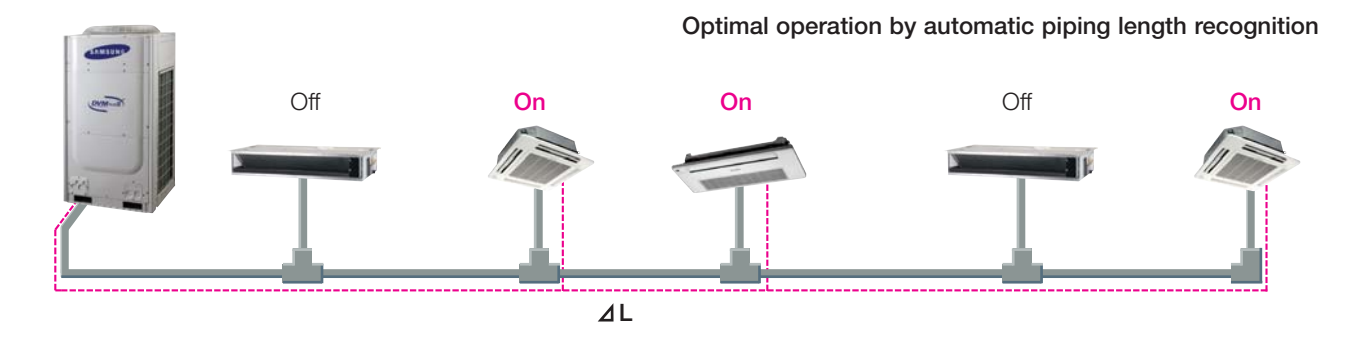
### External Static Pressure

To respond to a range of various installation environments, DVM PLUS III is designed to be used up to an external static pressure of 8 mmAq.



### Automatic Piping Length Recognition

Auto piping length recognition system saves time with no additional settings and performs the optimum operation in accordance with piping length.





# Outdoor Units Feature

## DVM PLUS III

### Lead-Free and RoHs

#### Refrigerant Leakage Prevention

To prevent refrigerant leakage, we provide a solution to diagnose any refrigerant leakage during product operation. Also, changing service valves from flange type to brazed type further prevents refrigerant leakage.



#### RoHs Compliance

Although RoHS restriction only applies to small and large household electronics, IT equipment, lightings, power train, toys, leisure and sports equipment and vending machines, Samsung expands the RoHS restriction into its entire range of products based on its own environmental policies.



#### Lead-Free

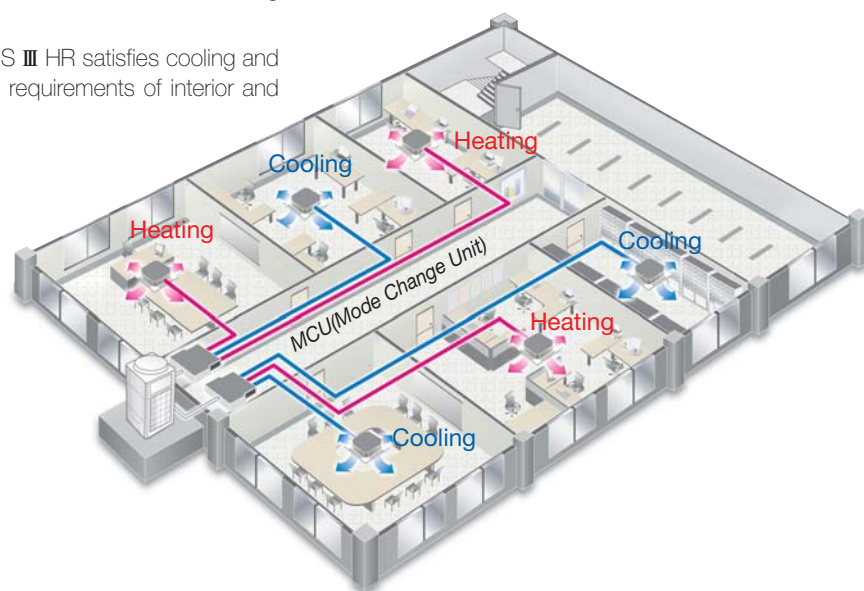
DVM Plus III is an eco-friendly product that prevents pollution problems caused by the use of lead, by applying lead-free indoor and outdoor PCBs.



### DVM PLUS III HR Versatile Application

As DVM PLUS III HR allows a simultaneous cooling and heating operation with one system, there are a variety of applications.

- Great for places where simultaneous cooling and heating operation is required. (Hotels, nursing homes, conference rooms, etc.)
- For seasonal air-conditioning which may need a simultaneous cooling and heating operation.
- For medium and large offices, DVM PLUS III HR satisfies cooling and heating operation simultaneously for the requirements of interior and perimeter zone.



## Mini DVM

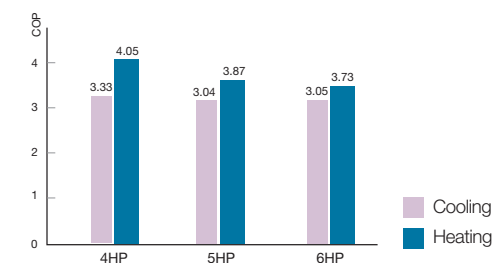
Mini DVM is the perfect choice for residential and light commercial buildings. With compact and space saving size, Mini DVM will fit perfectly to the place with limited installation space.



**PROJECT** Restaurant Patron  
**LOCATION** Neo Psychiko Athens, Greece  
**TYPE** Cafe - Restaurant

### High Energy Efficiency

Digital Scroll compressor offers very high cooling and heating COP.



### Easy Maintenance

Mini DVM makes it possible to control compressor, PCB and EEV on front panel, allowing simple and effortless maintenance. It is possible to react promptly to errors because they are displayed on LED of the outdoor units by error codes.

### Various Indoor Units

Mini DVM can be combined up to 11 stylish indoor units blending with any interior design.

### Compact Design

Mini DVM offers easy installation with its slim and compact design saving installation space.

#### Dimension

	4HP	5HP	6HP
Capacity			
Volume (m <sup>3</sup> )	0.39	0.39	0.39
Foot print (m <sup>2</sup> )	0.35	0.35	0.35
Height (mm)	1,128	1,128	1,128
Weight (kg)	124	125	125

### High Reliability

Mini DVM is highly reliable with adopted Digital Scroll Compressor which can be controlled easily. Because Digital Scroll Compressor needs just one control PCB, it achieves simple structure and high reliability.

### Wide Compatibility

Mini DVM can be controlled with control systems which is the same as DVM PLUS III and FJM



# Specification | DVM PLUS III / HR



**PROJECT**  
Volkswagen Arena

**LOCATION**  
Germany

**TYPE**  
Soccer Stadium

## Basic Model

Model	DVM PLUS III		RVXVHT080GE	RVXVHT100GE	RVXVHT120GE	RVXVHT140GE	RVXVHT160GE	
	DVM PLUS III HR		RVXVRT080GE	RVXVRT100GE	RVXVRT120GE	RVXVRT140GE	RVXVRT160GE	
<b>Performance</b>	Capacity	Horse Power	HP	8	10	12	14	16
		Cooling <sup>*1)</sup>	kW	22.4	28.0	33.6	39.2	44.8
			Btu/h	76,400	95,500	114,600	133,800	152,900
Heating <sup>*2)</sup>	kW	25.2	31.5	37.8	44.1	50.4		
	Btu/h	86,000	107,500	129,000	150,500	172,000		
<b>Power</b>	Nominal Input	Cooling	kW	5.76	7.78	10.40	11.00	14.80
		Heating	kW	5.51	7.16	9.40	10.40	15.00
<b>Power Supply</b>	Circuit Breaker (MCCB/ELB)		A	25	30	40	40	50
		Ø/V/Hz		3/380-415/50	3/380-415/50	3/380-415/50	3/380-415/50	3/380-415/50
<b>Mode <sup>*3)</sup></b>	Cooling		-	HP/HR	HP/HR	HP/HR	HP/HR	HP/HR
		Heating		-	3.89	3.60	3.56	3.56
<b>COP</b>	Heating		-	4.57	4.40	4.02	4.24	3.36
		Type/Control		-	Propeller/BLDC	Propeller/BLDC	Propeller/BLDC	Propeller/BLDC
<b>Piping Connections</b>	Liquid	Ø,mm		9.52	9.52	12.70	12.70	12.70
		Gas	Ø,mm	19.05	22.23	25.40	25.40	28.58
		Discharge Gas (DVM PLUS III HR)	Ø,mm	15.88	19.05	22.23	22.23	22.23
		Oil (Flare)	Ø,mm	-	-	-	-	-
		Installation	Max.Length	m	200	200	200	200
<b>Refrigerant</b>	Limitation	Max.Height	m	50 (40)	50 (40)	50 (40)	50 (40)	50 (40)
		Type		-	R410A	R410A	R410A	R410A
<b>Sound</b>	Factory Charging		kg	7.5	7.5	7.5	11.0	11.0
		Sound Pressure <sup>*4)</sup>	dB(A)	57	58	60	60	60
<b>Set Size</b>	Net Weight	DVM PLUS III	kg	240	240	240	320	320
		DVM PLUS III HR	kg	242	242	242	323	323
		DVM PLUS III	kg	253	253	253	337	337
		DVM PLUS III HR	kg	255	255	255	340	340
<b>Operating Temp. Range</b>	Cooling		°C	-5~43	-5~43	-5~43	-5~43	-5~43
		Heating	°C	-20~24	-20~24	-20~24	-20~24	-20~24

Notes

\*1) Nominal cooling capacities are based on - Indoor temperature: 27°C DB, 19°C WB, Outdoor temperature: 35°C DB, 24°C WB, Equivalent refrigerant piping: 7.5m, Level differences: 0m

\*2) Nominal heating capacities are based on - Indoor temperature: 20°C DB, 15°C WB, Outdoor temperature: 7°C DB, 6°C WB, Equivalent refrigerant piping: 7.5m, Level differences: 0m

\*3) Mode - HP: Heat Pump, HR: Heat Recovery

\*4) Sound pressure was acquired in a dead room. Thus actual noise level may be different depending on the installation conditions.

- Specifications are subject to change without prior notice for product improvement.

## Module Type - High Efficiency

Model		16HP	18HP	20HP	22HP		
<b>Basic</b>	RVXVHT080GE / RVXVRT080GE	2	1				
	RVXVHT100GE / RVXVRT100GE		1	2	1		
	RVXVHT120GE / RVXVRT120GE				1		
	RVXVHT140GE / RVXVRT140GE						
<b>Performance</b>	Capacity	Horse Power	HP	16	18	20	22
		Cooling <sup>*1)</sup>	kW	44.8	50.4	56.0	61.6
			Btu/h	152,800	171,900	191,000	210,100
		Heating <sup>*2)</sup>	kW	50.4	56.7	63.0	69.3
			Btu/h	172,000	193,500	215,000	236,500
		<b>Power</b>	Nominal Input	Cooling	kW	11.52	13.54
Heating	kW			11.02	12.67	14.32	16.56
<b>Power Supply</b>	Circuit Breaker (MCCB/ELB)		A	50	60	60	
		Ø/V/Hz		3/380-415/50	3/380-415/50	3/380-415/50	3/380-415/50
<b>Mode <sup>*3)</sup></b>	Cooling		-	HP/HR	HP/HR	HP/HR	HP/HR
		Heating		-	3.89	3.72	3.60
<b>COP</b>	Heating		-	4.57	4.48	4.40	4.18
		Type/Control		-	Propeller/BLDC	Propeller/BLDC	Propeller/BLDC
<b>Piping Connections</b>	Liquid	Ø,mm		12.70	15.88	15.88	15.88
		Gas	Ø,mm	28.58	28.58	28.58	28.58
		Discharge Gas (DVM PLUS III HR)	Ø,mm	22.23	25.40	25.40	25.40
		Oil (Flare)	Ø,mm	6.35	6.35	6.35	6.35
		Installation	Max.Length	m	200	200	200
<b>Refrigerant</b>	Limitation	Max.Height	m	50 (40)	50 (40)	50 (40)	50 (40)
		Type		-	R410A	R410A	R410A
<b>Sound</b>	Factory Charging		kg	7.5x2	7.5x2	7.5x2	7.5x2
		Sound Pressure <sup>*4)</sup>	dB(A)	60	60	61	62
<b>Set Size</b>	Net Weight	DVM PLUS III	kg	240x2	240x2	240x2	240x2
		DVM PLUS III HR	kg	242x2	242x2	242x2	242x2
		DVM PLUS III	kg	253x2	253x2	253x2	253x2
		DVM PLUS III HR	kg	255x2	255x2	255x2	255x2
<b>Operating Temp. Range</b>	Cooling		°C	-5~43	-5~43	-5~43	-5~43
		Heating	°C	-20~24	-20~24	-20~24	-20~24

Model		24HP	26HP	28HP	30HP		
<b>Basic</b>	RVXVHT080GE / RVXVRT080GE	3	2	1			
	RVXVHT100GE / RVXVRT100GE		1	2	3		
	RVXVHT120GE / RVXVRT120GE						
	RVXVHT140GE / RVXVRT140GE						
<b>Performance</b>	Capacity	Horse Power	HP	24	26	28	30
		Cooling <sup>*1)</sup>	kW	67.2	72.8	78.4	84.0
			Btu/h	229,200	248,300	267,400	286,500
		Heating <sup>*2)</sup>	kW	75.6	81.9	88.2	94.5
			Btu/h	258,000	279,500	301,000	322,500
		<b>Power</b>	Nominal Input	Cooling	kW	17.28	19.30
Heating	kW			16.53	18.18	19.83	21.48
<b>Power Supply</b>	Circuit Breaker (MCCB/ELB)		A	75	75	75	100
		Ø/V/Hz		3/380-415/50	3/380-415/50	3/380-415/50	3/380-415/50
<b>Mode <sup>*3)</sup></b>	Cooling		-	HP/HR	HP/HR	HP/HR	HP/HR
		Heating		-	3.89	3.77	3.68
<b>COP</b>	Heating		-	4.57	4.50	4.45	4.40
		Type/Control		-	Propeller/BLDC	Propeller/BLDC	Propeller/BLDC
<b>Piping Connections</b>	Liquid	Ø,mm		15.88	19.05	19.05	19.05
		Gas	Ø,mm	28.58	31.75	31.75	31.75
		Discharge Gas (DVM PLUS III HR)	Ø,mm	25.40	28.58	28.58	28.58
		Oil (Flare)	Ø,mm	6.35	6.35	6.35	6.35
		Installation	Max.Length	m	200	200	200
<b>Refrigerant</b>	Limitation	Max.Height	m	50 (40)	50 (40)	50 (40)	50 (40)
		Type		-	R410A	R410A	R410A
<b>Sound</b>	Factory Charging		kg	7.5x3	7.5x3	7.5x3	7.5x3
		Sound Pressure <sup>*4)</sup>	dB(A)	62	63	63	63
<b>Set Size</b>	Net Weight	DVM PLUS III	kg	240x3	240x3	240x3	240x3
		DVM PLUS III HR	kg	242x3	242x3	242x3	242x3
		DVM PLUS III	kg	253x3	253x3	253x3	253x3
		DVM PLUS III HR	kg	255x3	255x3	255x3	255x3
<b>Operating Temp. Range</b>	Cooling		°C	-5~43	-5~43	-5~43	-5~43
		Heating	°C	-20~24	-20~24	-20~24	-20~24

Notes

\*1) Nominal cooling capacities are based on - Indoor temperature: 27°C DB, 19°C WB, Outdoor temperature: 35°C DB, 24°C WB, Equivalent refrigerant piping: 7.5m, Level differences: 0m

\*2) Nominal heating capacities are based on - Indoor temperature: 20°C DB, 15°C WB, Outdoor temperature: 7°C DB, 6°C WB, Equivalent refrigerant piping: 7.5m, Level differences: 0m

\*3) Mode - HP: Heat Pump, HR: Heat Recovery

\*4) Sound pressure was acquired in a dead room. Thus actual noise level may be different depending on the installation conditions.

- Specifications are subject to change without prior notice for product improvement.



# Specification | DVM PLUS III

## Module Type - High Efficiency

Model		32HP	34HP	36HP	
<b>Basic</b>	RVXVHT080GE / RVXVRT080GE				
	RVXVHT100GE / RVXVRT100GE	2	2	1	
	RVXVHT120GE / RVXVRT120GE	1		1	
	RVXVHT140GE / RVXVRT140GE		1	1	
<b>Performance</b>	Horse Power	HP	32	34	
	Capacity	Cooling <sup>(1)</sup>	kW	89.6	95.2
			Btu/h	305,600	324,800
		Heating <sup>(2)</sup>	kW	100.8	107.1
			Btu/h	344,000	365,500
<b>Power</b>	Nominal Input	Cooling	kW	25.96	
		Heating	kW	23.72	
	Circuit Breaker (MCCB/ELB)		A	100	
				100	
<b>Power Supply</b>	Ø/V/Hz	3/380-415/50	3/380-415/50	3/380-415/50	
<b>Mode</b> <sup>(3)</sup>		-	HP/HR	HP/HR	
	Cooling	-	3.45	3.58	
<b>COP</b>	Heating	-	4.25	4.33	
				4.21	
<b>Fan</b>	Type/Control	-	Propeller/BLDC	Propeller/BLDC	
	Liquid	Ø,mm	19.05	19.05	
	Gas	Ø,mm	31.75	31.75	
	Discharge Gas (DVM PLUS III HR)	Ø,mm	28.58	28.58	
<b>Piping Connections</b>	Oil (Flare)	Ø,mm	6.35	6.35	
	Installation	Max.Length	m	200	
		Max.Height	m	50 (40)	
	Limitation			50 (40)	
<b>Refrigerant</b>	Type	-	R410A	R410A	
	Factory Charging	kg	7.5x3	7.5x2+11x1	
	Sound Pressure <sup>(4)</sup>	dB(A)	64	64	
<b>Set Size</b>	Net Weight	DVM PLUS III	kg	240x3	
		DVM PLUS III HR	kg	242x3	
	Shipping Weight	DVM PLUS III	kg	253x3	
		DVM PLUS III HR	kg	255x3	
	Net Dimensions (WxHxD)	mm	(880x1,703x765)x3	(880x1,703x765)x2+(1,200x1,703x765)x1	
Shipping Dimensions (WxHxD)	mm	(948x1,868x832)x3	(948x1,868x832)x2+(1,268x1,868x832)x1		
<b>Operating Temp. Range</b>	Cooling	°C	-5~43	-5~43	
	Heating	°C	-20~24	-20~24	

Model		38HP	40HP	42HP	44HP	46HP	
<b>Basic</b>	RVXVHT080GE / RVXVRT080GE						
	RVXVHT100GE / RVXVRT100GE	1			3	2	
	RVXVHT120GE / RVXVRT120GE		1			1	
	RVXVHT140GE / RVXVRT140GE			1		1	
<b>Performance</b>	Horse Power	HP	38	40	42	44	
	Capacity	Cooling <sup>(1)</sup>	kW	106.4	112.0	117.6	123.2
			Btu/h	363,100	382,200	401,400	420,300
		Heating <sup>(2)</sup>	kW	119.7	126.0	132.3	138.6
			Btu/h	408,500	430,000	451,500	473,000
<b>Power</b>	Nominal Input	Cooling	kW	29.78	32.40	33.00	
		Heating	kW	27.96	30.20	31.20	
	Circuit Breaker (MCCB/ELB)		A	100	125		
				125	125		
<b>Power Supply</b>	Ø/V/Hz	3/380-415/50	3/380-415/50	3/380-415/50	3/380-415/50	3/380-415/50	
<b>Mode</b> <sup>(3)</sup>		-	HP/HR	HP/HR	HP/HR	HP/HR	
	Cooling	-	3.57	3.46	3.56	3.59	
<b>COP</b>	Heating	-	4.28	4.17	4.24	4.35	
						4.25	
<b>Fan</b>	Type/Control	-	Propeller/BLDC	Propeller/BLDC	Propeller/BLDC	Propeller/BLDC	
	Liquid	Ø,mm	19.05	19.05	19.05	19.05	
	Gas	Ø,mm	38.10	38.10	38.10	38.10	
	Discharge Gas (DVM PLUS III HR)	Ø,mm	31.75	31.75	31.75	31.75	
<b>Piping Connections</b>	Oil (Flare)	Ø,mm	6.35	6.35	6.35	6.35	
	Installation	Max.Length	m	200			
		Max.Height	m	50 (40)			
	Limitation			50 (40)			
<b>Refrigerant</b>	Type	-	R410A	R410A	R410A	R410A	
	Factory Charging	kg	7.5x1+11x2	7.5x1+11x2	11x3	7.5x3+11x1	
	Sound Pressure <sup>(4)</sup>	dB(A)	64	65	65	65	
<b>Set Size</b>	Net Weight	DVM PLUS III	kg	240x1+320x2	240x1+320x2	320x3	
		DVM PLUS III HR	kg	242x1+323x2	242x1+323x2	323x3	
	Shipping Weight	DVM PLUS III	kg	253x1+337x2	253x1+337x2	337x3	
		DVM PLUS III HR	kg	255x1+340x2	255x1+340x2	340x3	
	Net Dimensions (WxHxD)	mm	(880x1,703x765)x1+(1,200x1,703x765)x2	(880x1,703x765)x1+(1,200x1,703x765)x2	(1,200x1,703x765)x3	(880x1,703x765)x3+(1,200x1,703x765)x1	
Shipping Dimensions (WxHxD)	mm	(948x1,868x832)x1+(1,268x1,868x832)x2	(948x1,868x832)x1+(1,268x1,868x832)x2	(1,268x1,868x832)x3	(948x1,868x832)x3+(1,268x1,868x832)x1		
<b>Operating Temp. Range</b>	Cooling	°C	-5~43	-5~43	-5~43	-5~43	
	Heating	°C	-20~24	-20~24	-20~24	-20~24	

Model		48HP	50HP	52HP	
<b>Basic</b>	RVXVHT080GE / RVXVRT080GE				
	RVXVHT100GE / RVXVRT100GE	2	1		
	RVXVHT120GE / RVXVRT120GE		1	2	
	RVXVHT140GE / RVXVRT140GE	2	2	2	
<b>Performance</b>	Horse Power	HP	48	50	
	Capacity	Cooling <sup>(1)</sup>	kW	134.4	140.0
			Btu/h	458,600	477,700
		Heating <sup>(2)</sup>	kW	151.2	157.5
			Btu/h	516,000	537,500
<b>Power</b>	Nominal Input	Cooling	kW	37.56	
		Heating	kW	35.12	
	Circuit Breaker (MCCB/ELB)		A	125	
				150	
<b>Power Supply</b>	Ø/V/Hz	3/380-415/50	3/380-415/50	3/380-415/50	
<b>Mode</b> <sup>(3)</sup>		-	HP/HR	HP/HR	
	Cooling	-	3.58	3.48	
<b>COP</b>	Heating	-	4.31	4.22	
				4.14	
<b>Fan</b>	Type/Control	-	Propeller/BLDC	Propeller/BLDC	
	Liquid	Ø,mm	19.05	22.23	
	Gas	Ø,mm	38.10	44.50	
	Discharge Gas (DVM PLUS III HR)	Ø,mm	31.75	38.10	
<b>Piping Connections</b>	Oil (Flare)	Ø,mm	6.35	6.35	
	Installation	Max.Length	m	200	
		Max.Height	m	50 (40)	
	Limitation			50 (40)	
<b>Refrigerant</b>	Type	-	R410A	R410A	
	Factory Charging	kg	7.5x2+11x2	7.5x2+11x2	
	Sound Pressure <sup>(4)</sup>	dB(A)	65	66	
<b>Set Size</b>	Net Weight	DVM PLUS III	kg	240x2+320x2	
		DVM PLUS III HR	kg	242x2+323x2	
	Shipping Weight	DVM PLUS III	kg	253x2+337x2	
		DVM PLUS III HR	kg	255x2+340x2	
	Net Dimensions (WxHxD)	mm	(880x1,703x765)x2+(1,200x1,703x765)x2	(880x1,703x765)x2+(1,200x1,703x765)x2	
Shipping Dimensions (WxHxD)	mm	(948x1,868x832)x2+(1,268x1,868x832)x2	(948x1,868x832)x2+(1,268x1,868x832)x2		
<b>Operating Temp. Range</b>	Cooling	°C	-5~43	-5~43	
	Heating	°C	-20~24	-20~24	

Model		54HP	56HP	
<b>Basic</b>	RVXVHT080GE / RVXVRT080GE			
	RVXVHT100GE / RVXVRT100GE	1		
	RVXVHT120GE / RVXVRT120GE		4	
	RVXVHT140GE / RVXVRT140GE	3	4	
<b>Performance</b>	Horse Power	HP	54	
	Capacity	Cooling <sup>(1)</sup>	kW	151.2
			Btu/h	516,000
		Heating <sup>(2)</sup>	kW	170.1
			Btu/h	580,500
<b>Power</b>	Nominal Input	Cooling	kW	43.40
		Heating	kW	40.60
	Circuit Breaker (MCCB/ELB)		A	150
				150
<b>Power Supply</b>	Ø/V/Hz	3/380-415/50	3/380-415/50	
<b>Mode</b> <sup>(3)</sup>		-	HP/HR	
	Cooling	-	3.48	
<b>COP</b>	Heating	-	4.19	
			4.24	
<b>Fan</b>	Type/Control	-	Propeller/BLDC	
	Liquid	Ø,mm	22.23	
	Gas	Ø,mm	44.50	
	Discharge Gas (DVM PLUS III HR)	Ø,mm	38.10	
<b>Piping Connections</b>	Oil (Flare)	Ø,mm	6.35	
	Installation	Max.Length	m	200
		Max.Height	m	50 (40)
	Limitation			50 (40)
<b>Refrigerant</b>	Type	-	R410A	
	Factory Charging	kg	7.5x1+11x3	
	Sound Pressure <sup>(4)</sup>	dB(A)	66	
<b>Set Size</b>	Net Weight	DVM PLUS III	kg	240x1+320x3
		DVM PLUS III HR	kg	242x1+323x3
	Shipping Weight	DVM PLUS III	kg	253x1+337x3
		DVM PLUS III HR	kg	255x1+340x3
	Net Dimensions (WxHxD)	mm	(880x1,703x765)x1+(1,200x1,703x765)x3	
Shipping Dimensions (WxHxD)	mm	(948x1,868x832)x1+(1,268x1,868x832)x3		
<b>Operating Temp. Range</b>	Cooling	°C	-5~43	
	Heating	°C	-20~24	

Notes

- \*1) Nominal cooling capacities are based on  
- Indoor temperature: 27°C DB, 19°C WB, Outdoor temperature: 35°C DB, 24°C WB, Equivalent refrigerant piping: 7.5m, Level differences: 0m
- \*2) Nominal heating capacities are based on  
- Indoor temperature: 20°C DB, 15°C WB, Outdoor temperature: 7°C DB, 6°C WB, Equivalent refrigerant piping: 7.5m, Level differences: 0m
- \*3) Mode - HP: Heat Pump, HR: Heat Recovery
- \*4) Sound pressure was acquired in a dead room.  
Thus actual noise level may be different depending on the installation conditions.
- Specifications are subject to change without prior notice for product improvement.



# Specification | DVM PLUS III

## Module Type - Compact

Model		18HP	20HP	22HP	
<b>Basic</b>	RVXVHT080GE / RVXVRT080GE	1			
	RVXVHT100GE / RVXVRT100GE	1	2	1	
	RVXVHT120GE / RVXVRT120GE			1	
	RVXVHT140GE / RVXVRT140GE				
	RVXVHT160GE / RVXVRT160GE				
<b>Performance</b>	Horse Power	HP	18	20	
	Capacity	Cooling <sup>(1)</sup>	kW	50.4	56.0
			Btu/h	171,900	191,000
		Heating <sup>(2)</sup>	kW	56.7	63.0
			Btu/h	193,500	215,000
<b>Power</b>	Nominal Input	Cooling	kW	13.54	
		Heating	kW	12.67	
	Circuit Breaker (MCCB/ELB)		A	50	
<b>Power Supply</b>	Ø/V/Hz	3/380-415/50	3/380-415/50	3/380-415/50	
<b>Mode <sup>(3)</sup></b>		HP/HR	HP/HR	HP/HR	
<b>COP</b>	Cooling		3.72	3.60	
	Heating		4.48	4.40	
<b>Fan</b>	Type/Control		Propeller/BLDC	Propeller/BLDC	
			Propeller/BLDC	Propeller/BLDC	
<b>Piping Connections</b>	Liquid	Ø,mm	15.88	15.88	
	Gas	Ø,mm	28.58	28.58	
	Discharge Gas (DVM PLUS III HR)	Ø,mm	25.40	25.40	
	Oil (Flare)	Ø,mm	6.35	6.35	
	Installation	Max.Length	m	200	200
	Limitation	Max.Height	m	50 (40)	50 (40)
<b>Refrigerant</b>	Type		R410A	R410A	
	Factory Charging	kg	7.5x2	7.5x2	
<b>Sound</b>	Sound Pressure <sup>(4)</sup>	dB(A)	60	61	
			60	62	
<b>Set Size</b>	Net Weight	DVM PLUS III	kg	240x2	
		DVM PLUS III HR	kg	242x2	
	Shipping Weight	DVM PLUS III	kg	253x2	
		DVM PLUS III HR	kg	255x2	
	Net Dimensions (WxHxD)	mm	(880x1,703x765)x2	(880x1,703x765)x2	(880x1,703x765)x2
		Shipping Dimensions (WxHxD)	mm	(948x1,868x832)x2	(948x1,868x832)x2
<b>Operating Temp. Range</b>	Cooling	°C	-5~43	-5~43	
	Heating	°C	-20~24	-20~24	

Model		32HP	34HP	36HP	
<b>Basic</b>	RVXVHT080GE / RVXVRT080GE				
	RVXVHT100GE / RVXVRT100GE		1		
	RVXVHT120GE / RVXVRT120GE		2	3	
	RVXVHT140GE / RVXVRT140GE				
	RVXVHT160GE / RVXVRT160GE	2			
<b>Performance</b>	Horse Power	HP	32	34	
	Capacity	Cooling <sup>(1)</sup>	kW	89.6	95.2
			Btu/h	305,800	324,700
		Heating <sup>(2)</sup>	kW	100.8	107.1
			Btu/h	344,000	365,500
<b>Power</b>	Nominal Input	Cooling	kW	29.60	
		Heating	kW	30.00	
	Circuit Breaker (MCCB/ELB)		A	100	
<b>Power Supply</b>	Ø/V/Hz	3/380-415/50	3/380-415/50	3/380-415/50	
<b>Mode <sup>(3)</sup></b>		HP/HR	HP/HR	HP/HR	
<b>COP</b>	Cooling		3.03	3.33	
	Heating		3.36	4.13	
<b>Fan</b>	Type/Control		Propeller/BLDC	Propeller/BLDC	
			Propeller/BLDC	Propeller/BLDC	
<b>Piping Connections</b>	Liquid	Ø,mm	19.05	19.05	
	Gas	Ø,mm	31.75	31.75	
	Discharge Gas (DVM PLUS III HR)	Ø,mm	28.58	28.58	
	Oil (Flare)	Ø,mm	6.35	6.35	
	Installation	Max.Length	m	200	200
	Limitation	Max.Height	m	50 (40)	50 (40)
<b>Refrigerant</b>	Type		R410A	R410A	
	Factory Charging	kg	11x2	7.5x3	
<b>Sound</b>	Sound Pressure <sup>(4)</sup>	dB(A)	63	64	
			63	64	
<b>Set Size</b>	Net Weight	DVM PLUS III	kg	320x2	
		DVM PLUS III HR	kg	323x2	
	Shipping Weight	DVM PLUS III	kg	337x2	
		DVM PLUS III HR	kg	340x2	
	Net Dimensions (WxHxD)	mm	(1,200x1,703x765)x2	(880x1,703x765)x3	(880x1,703x765)x3
		Shipping Dimensions (WxHxD)	mm	(1,268x1,868x832)x2	(948x1,868x832)x3
<b>Operating Temp. Range</b>	Cooling	°C	-5~43	-5~43	
	Heating	°C	-20~24	-20~24	

Model		24HP	26HP	28HP	30HP	
<b>Basic</b>	RVXVHT080GE / RVXVRT080GE	1				
	RVXVHT100GE / RVXVRT100GE	1	1	2	1	
	RVXVHT120GE / RVXVRT120GE				1	
	RVXVHT140GE / RVXVRT140GE					
	RVXVHT160GE / RVXVRT160GE					
<b>Performance</b>	Horse Power	HP	24	26	28	
	Capacity	Cooling <sup>(1)</sup>	kW	67.2	72.8	78.4
			Btu/h	229,300	248,400	267,600
		Heating <sup>(2)</sup>	kW	75.6	81.9	88.2
			Btu/h	258,000	279,500	301,000
<b>Power</b>	Nominal Input	Cooling	kW	18.78		
		Heating	kW	17.56		
	Circuit Breaker (MCCB/ELB)		A	75		
<b>Power Supply</b>	Ø/V/Hz	3/380-415/50	3/380-415/50	3/380-415/50	3/380-415/50	
<b>Mode <sup>(3)</sup></b>		HP/HR	HP/HR	HP/HR	HP/HR	
<b>COP</b>	Cooling		3.58	3.40	3.56	
	Heating		4.31	4.14	4.24	
<b>Fan</b>	Type/Control		Propeller/BLDC	Propeller/BLDC	Propeller/BLDC	
			Propeller/BLDC	Propeller/BLDC	Propeller/BLDC	
<b>Piping Connections</b>	Liquid	Ø,mm	15.88	19.05	19.05	
	Gas	Ø,mm	28.58	31.75	31.75	
	Discharge Gas (DVM PLUS III HR)	Ø,mm	25.40	28.58	28.58	
	Oil (Flare)	Ø,mm	6.35	6.35	6.35	
	Installation	Max.Length	m	200	200	
	Limitation	Max.Height	m	50 (40)	50 (40)	
<b>Refrigerant</b>	Type		R410A	R410A	R410A	
	Factory Charging	kg	7.5x1+11x1	7.5x1+11x1	11x2	
<b>Sound</b>	Sound Pressure <sup>(4)</sup>	dB(A)	62	62	63	
			62	62	63	
<b>Set Size</b>	Net Weight	DVM PLUS III	kg	240x1+320x1		
		DVM PLUS III HR	kg	242x1+323x1		
	Shipping Weight	DVM PLUS III	kg	253x1+337x1		
		DVM PLUS III HR	kg	255x1+340x1		
	Net Dimensions (WxHxD)	mm	(880x1,703x765)x1+(1,200x1,703x765)x1	(880x1,703x765)x1+(1,200x1,703x765)x1	(1,200x1,703x765)x2	
		Shipping Dimensions (WxHxD)	mm	(948x1,868x832)x1+(1,268x1,868x832)x1	(948x1,868x832)x1+(1,268x1,868x832)x1	(1,268x1,868x832)x2
<b>Operating Temp. Range</b>	Cooling	°C	-5~43	-5~43		
	Heating	°C	-20~24	-20~24		

Model		38HP	40HP	42HP	44HP	
<b>Basic</b>	RVXVHT080GE / RVXVRT080GE					
	RVXVHT100GE / RVXVRT100GE					
	RVXVHT120GE / RVXVRT120GE	2	2	1		
	RVXVHT140GE / RVXVRT140GE	1		1	2	
	RVXVHT160GE / RVXVRT160GE				1	
<b>Performance</b>	Horse Power	HP	38	40	42	
	Capacity	Cooling <sup>(1)</sup>	kW	106.4	112.0	117.6
			Btu/h	363,000	382,100	401,300
		Heating <sup>(2)</sup>	kW	119.7	126.0	132.3
			Btu/h	408,500	430,000	451,500
<b>Power</b>	Nominal Input	Cooling	kW	31.80		
		Heating	kW	29.20		
	Circuit Breaker (MCCB/ELB)		A	125		
<b>Power Supply</b>	Ø/V/Hz	3/380-415/50	3/380-415/50	3/380-415/50	3/380-415/50	
<b>Mode <sup>(3)</sup></b>		HP/HR	HP/HR	HP/HR	HP/HR	
<b>COP</b>	Cooling		3.35	3.15	3.25	
	Heating		4.10	3.73	3.80	
<b>Fan</b>	Type/Control		Propeller/BLDC	Propeller/BLDC	Propeller/BLDC	
			Propeller/BLDC	Propeller/BLDC	Propeller/BLDC	
<b>Piping Connections</b>	Liquid	Ø,mm	19.05	19.05	19.05	
	Gas	Ø,mm	38.10	38.10	38.10	
	Discharge Gas (DVM PLUS III HR)	Ø,mm	31.75	31.75	31.75	
	Oil (Flare)	Ø,mm	6.35	6.35	6.35	
	Installation	Max.Length	m	200	200	
	Limitation	Max.Height	m	50 (40)	50 (40)	
<b>Refrigerant</b>	Type		R410A	R410A	R410A	
	Factory Charging	kg	7.5x2+11x1	7.5x2+11x1	7.5x1+11x2	
<b>Sound</b>	Sound Pressure <sup>(4)</sup>	dB(A)	64	64	65	
			64	64	65	
<b>Set Size</b>	Net Weight	DVM PLUS III	kg	240x2+320x1		
		DVM PLUS III HR	kg	242x2+323x1		
	Shipping Weight	DVM PLUS III	kg	253x2+337x1		
		DVM PLUS III HR	kg	255x2+340x1		
	Net Dimensions (WxHxD)	mm	(880x1,703x765)x2+(1,200x1,703x765)x1	(880x1,703x765)x2+(1,200x1,703x765)x1	(880x1,703x765)x1+(1,200x1,703x765)x2	
		Shipping Dimensions (WxHxD)	mm	(948x1,868x832)x2+(1,268x1,868x832)x1	(948x1,868x832)x2+(1,268x1,868x832)x1	(948x1,868x832)x1+(1,268x1,748x832)x2
<b>Operating Temp. Range</b>	Cooling	°C	-5~43	-5~43		
	Heating	°C	-20~24	-20~24		



# Specification | DVM PLUS III

## Module Type - Compact

Model		46HP	48HP	50HP	
<b>Basic</b>	RVXVHT080GE / RVXVRT080GE				
	RVXVHT100GE / RVXVRT100GE				
	RVXVHT120GE / RVXVRT120GE			3	
	RVXVHT140GE / RVXVRT140GE	1		1	
	RVXVHT160GE / RVXVRT160GE	2	3		
<b>Performance</b>	Horse Power	HP	46	48	
	Capacity	Cooling <sup>(1)</sup>	kW	128.8	134.4
			Btu/h	439,600	458,700
		Heating <sup>(2)</sup>	kW	144.9	151.2
			Btu/h	494,500	516,000
<b>Power</b>	Nominal Input	Cooling	kW	40.60	
		Heating	kW	40.40	
	Circuit Breaker (MCCB/ELB)	A	125	125	
<b>Power Supply</b>	Ø/V/Hz	3/380~415/50	3/380~415/50	3/380~415/50	
<b>Mode <sup>(3)</sup></b>		HP/HR	HP/HR	HP/HR	
<b>COP</b>	Cooling		3.17	3.03	
	Heating		3.59	3.36	
<b>Fan</b>	Type/Control		Propeller/BLDC	Propeller/BLDC	
			Propeller/BLDC	Propeller/BLDC	
<b>Piping Connections</b>	Liquid	Ø,mm	19.05	19.05	
	Gas	Ø,mm	38.10	38.10	
	Discharge Gas (DVM PLUS III HR)	Ø,mm	31.75	31.75	
	Oil (Flare)	Ø,mm	6.35	6.35	
	Installation	Max.Length	m	200	200
	Limitation	Max.Height	m	50 (40)	50 (40)
<b>Refrigerant</b>	Type		R410A	R410A	
	Factory Charging	kg	11x3	11x3	
<b>Sound</b>	Sound Pressure <sup>(4)</sup>	dB(A)	65	65	
			65	66	
<b>Set Size</b>	Net Weight	DVM PLUS III	kg	320x3	
		DVM PLUS III HR	kg	323x3	
	Shipping Weight	DVM PLUS III	kg	337x3	
		DVM PLUS III HR	kg	340x3	
	Net Dimensions (WxHxD)	mm	(1,200x1,703x765)x3	(1,200x1,703x765)x3	(880x1,703x765)x3+(1,200x1,703x765)x1
		Shipping Dimensions (WxHxD)	mm	(1,268x1,868x832)x3	(1,268x1,868x832)x3
<b>Operating Temp. Range</b>	Cooling	°C	-5~43	-5~43	
	Heating	°C	-20~24	-20~24	

	52HP	54HP	56HP
		1	1
	3	1	
			1
	1	2	2
	52	54	56
	145.6	151.2	156.8
	496,700	515,900	535,100
	163.8	170.1	176.4
	559,000	580,500	602,000
	46.00	47.78	48.38
	43.20	46.56	47.56
	150	150	150
	3/380~415/50	3/380~415/50	3/380~415/50
	HP/HR	HP/HR	HP/HR
	3.17	3.16	3.24
	3.79	3.65	3.71
	Propeller/BLDC	Propeller/BLDC	Propeller/BLDC
	22.23	22.23	22.23
	44.50	44.50	44.50
	38.10	38.10	38.10
	6.35	6.35	6.35
	200	200	200
	50 (40)	50 (40)	50 (40)
	R410A	R410A	R410A
	7.5x3+11x1	7.5x2+11x2	7.5x1+11x3
	66	66	66
	240x3+320x1	240x2+320x2	240x1+320x3
	242x3+323x1	242x2+323x2	242x1+323x3
	253x3+337x1	253x2+337x2	253x1+337x3
	255x3+340x1	255x2+340x2	255x1+340x3
	(880x1,703x765)x3+(1,200x1,703x765)x1	(880x1,703x765)x2+(1,200x1,703x765)x2	(880x1,703x765)x1+(1,200x1,703x765)x3
	(948x1,868x832)x3+(1,268x1,868x832)x1	(948x1,868x832)x2+(1,268x1,868x832)x2	(948x1,868x832)x1+(1,268x1,868x832)x3
	-5~43	-5~43	-5~43
	-20~24	-20~24	-20~24

Model		58HP	60HP	62HP	
<b>Basic</b>	RVXVHT080GE / RVXVRT080GE				
	RVXVHT100GE / RVXVRT100GE				
	RVXVHT120GE / RVXVRT120GE			1	
	RVXVHT140GE / RVXVRT140GE			3	
	RVXVHT160GE / RVXVRT160GE	3	3		
<b>Performance</b>	Horse Power	HP	58	60	
	Capacity	Cooling <sup>(1)</sup>	kW	162.4	168.0
			Btu/h	554,200	573,300
		Heating <sup>(2)</sup>	kW	182.7	189.0
			Btu/h	623,500	645,000
<b>Power</b>	Nominal Input	Cooling	kW	52.18	
		Heating	kW	52.16	
	Circuit Breaker (MCCB/ELB)	A	150	175	
<b>Power Supply</b>	Ø/V/Hz	3/380~415/50	3/380~415/50	3/380~415/50	
<b>Mode <sup>(3)</sup></b>		HP/HR	HP/HR	HP/HR	
<b>COP</b>	Cooling		3.11	3.07	
	Heating		3.50	3.47	
<b>Fan</b>	Type/Control		Propeller/BLDC	Propeller/BLDC	
			Propeller/BLDC	Propeller/BLDC	
<b>Piping Connections</b>	Liquid	Ø,mm	22.23	22.23	
	Gas	Ø,mm	44.50	44.50	
	Discharge Gas (DVM PLUS III HR)	Ø,mm	38.10	38.10	
	Oil (Flare)	Ø,mm	6.35	6.35	
	Installation	Max.Length	m	200	200
	Limitation	Max.Height	m	50 (40)	50 (40)
<b>Refrigerant</b>	Type		R410A	R410A	
	Factory Charging	kg	7.5x1+11x3	7.5x1+11x3	
<b>Sound</b>	Sound Pressure <sup>(4)</sup>	dB(A)	66	67	
			66	67	
<b>Set Size</b>	Net Weight	DVM PLUS III	kg	240x1+320x3	
		DVM PLUS III HR	kg	242x1+323x3	
	Shipping Weight	DVM PLUS III	kg	253x1+337x3	
		DVM PLUS III HR	kg	255x1+340x3	
	Net Dimensions (WxHxD)	mm	(880x1,703x765)x1+(1,200x1,703x765)x3	(880x1,703x765)x1+(1,200x1,703x765)x3	(1,200x1,703x765)x4
		Shipping Dimensions (WxHxD)	mm	(948x1,868x832)x1+(1,268x1,868x832)x3	(948x1,868x832)x1+(1,268x1,868x832)x3
<b>Operating Temp. Range</b>	Cooling	°C	-5~43	-5~43	
	Heating	°C	-20~24	-20~24	

	64HP
	4
	64
	179.2
	611,600
	201.6
	688,000
	59.20
	60.00
	175
	3/380~415/50
	HP/HR
	3.03
	3.36
	Propeller/BLDC
	22.23
	44.50
	38.10
	6.35
	200
	50 (40)
	R410A
	11x4
	67
	320x4
	323x4
	337x4
	340x4
	(1,200x1,703x765)x4
	(1,268x1,868x832)x4
	-5~43
	-20~24

### Notes

- \*1) Nominal cooling capacities are based on  
- Indoor temperature: 27°C DB, 19°C WB, Outdoor temperature: 35°C DB, 24°C WB, Equivalent refrigerant piping: 7.5m, Level differences: 0m
- \*2) Nominal heating capacities are based on  
- Indoor temperature: 20°C DB, 15°C WB, Outdoor temperature: 7°C DB, 6°C WB, Equivalent refrigerant piping: 7.5m, Level differences: 0m
- \*3) Mode - HP: Heat Pump, HR: Heat Recovery
- \*4) Sound pressure was acquired in a dead room.  
Thus actual noise level may be different depending on the installation conditions.
- Specifications are subject to change without prior notice for product improvement.



# Specification | Mini DVM



**PROJECT** Banca Transilvania  
**LOCATION** Bucharest, Romania  
**TYPE** Office building



Model		RVXMHF040EA		RVXMHF050EA	
Performance	Horse Power	HP	4	5	
	Capacity	Cooling <sup>(*)</sup>	kW	12.5	14.0
		Btu/h	42,700	47,800	
Heating <sup>(**)</sup>	kW	14.5	16.0		
	Btu/h	49,400	54,600		
Power	Nominal Running	Cooling	A	19.0	22.4
	Current	Heating	A	18.0	20.1
	Nominal Input	Cooling	kW	3.75	4.60
		Heating	kW	3.58	4.13
Circuit Breaker (MCCB/ELB)	A	30	30		
Power Supply	Ø/V/Hz	1/220~240/50	1/220~240/50		
Mode <sup>(***)</sup>	-	Heat Pump	Heat Pump		
COP	Cooling	-	3.33	3.04	
	Heating	-	3.91	3.87	
Compressor	Type	-	Digital Scroll	Digital Scroll	
	Piston Displacement	cc/Rev	58.10	62.98	
	Output	kW	5.0	5.4	
	Lubricant	Type	-	3MAF POE	3MAF POE
Charging		cc	1,893	1,893	
Fan	Type	-	Propeller	Propeller	
	Output	W	200x2	200x2	
Piping Connections	Airflow Rate	Max.Length	m <sup>3</sup> /min	105	105
	Liquid (Flare)	Max.Height	Ø,mm	9.52	9.52
	Gas (Flare)	Ø,mm	15.88	15.88	
	Installation	m	100	100	
Refrigerant	Limitation	m	30	30	
	Type	-	R410A	R410A	
Sound	Factory Charging	kg	5.5	5.5	
	Sound Pressure (Cooling/Heating) <sup>(*)</sup>	dB(A)	55/56	55/57	
	Net Weight	kg	124	125	
	Shipping Weight	kg	132	133	
Set Size	Net Dimensions (WxHxD)	mm	932x1,128x375	932x1,128x375	
	Shipping Dimensions (WxHxD)	mm	1,091x1,286x472	1,091x1,286x472	
Operating Temp. Range	Cooling	°C	-5~43	-5~43	
	Heating	°C	-20~24	-20~24	

Model		RVXMHF050GA		RVXMHF060GA	
Performance	Horse Power	HP	5	6	
	Capacity	Cooling <sup>(*)</sup>	kW	14.0	16.0
		Btu/h	47,800	54,600	
Heating <sup>(**)</sup>	kW	16.0	18.0		
	Btu/h	54,600	61,500		
Power	Nominal Running	Cooling	A	8.5	11.0
	Current	Heating	A	7.8	9.9
	Nominal Input	Cooling	kW	4.61	5.24
		Heating	kW	4.13	4.82
Circuit Breaker (MCCB/ELB)	A	20	20		
Power Supply	Ø/V/Hz	3/380~415/50	3/380~415/50		
Mode <sup>(***)</sup>	-	Heat Pump	Heat Pump		
COP	Cooling	-	3.04	3.05	
	Heating	-	3.87	3.73	
Compressor	Type	-	Digital Scroll	Digital Scroll	
	Piston Displacement	cc/Rev	67.13	77.20	
	Output	kW	5.75	6.65	
	Lubricant	Type	-	3MAF POE	3MAF POE
Charging		cc	1,893	1,774	
Fan	Type	-	Propeller	Propeller	
	Output	W	200x2	220x2	
Piping Connections	Airflow Rate	Max.Length	m <sup>3</sup> /min	105	105
	Liquid (Flare)	Max.Height	Ø,mm	9.52	9.52
	Gas (Flare)	Ø,mm	15.88	15.88	
	Installation	m	100	100	
Refrigerant	Limitation	m	30	30	
	Type	-	R410A	R410A	
Sound	Factory Charging	kg	5.5	5.5	
	Sound Pressure (Cooling/Heating) <sup>(*)</sup>	dB(A)	55/57	57/60	
	Net Weight	kg	125	125	
	Shipping Weight	kg	133	133	
Set Size	Net Dimensions (WxHxD)	mm	932x1,128x375	932x1,128x375	
	Shipping Dimensions (WxHxD)	mm	1,091x1,286x472	1,091x1,286x472	
Operating Temp. Range	Cooling	°C	-5~43	-5~43	
	Heating	°C	-20~24	-20~24	

Notes

- \*1) Nominal cooling capacities are based on - Indoor temperature: 27°C DB, 19°C WB, Outdoor temperature: 35°C DB, 24°C WB, Equivalent refrigerant piping: 7.5m, Level differences: 0m
- \*2) Nominal heating capacities are based on - Indoor temperature: 20°C DB, 15°C WB, Outdoor temperature: 7°C DB, 6°C WB, Equivalent refrigerant piping: 7.5m, Level differences: 0m
- \*3) Mode - HP: Heat Pump, HR: Heat Recovery
- \*4) Sound pressure was acquired in a dead room. Thus actual noise level may be different depending on the installation conditions.
- Specifications are subject to change without prior notice for product improvement.



# 03

## INDOOR UNITS



**PROJECT**  
Restaurant Patron

**NUMBER OF OUTDOOR UNITS**  
1 DVM + 1 CAC

**LOCATION**  
Neo Psychiko Athens,  
Greece

**NUMBER OF INDOOR UNITS**  
13

**TYPE**  
Cafe - Restaurant

# Air that suits perfectly to your space

Samsung indoor units are not only equipped with high performing functions, but they are also beautifully designed to enlighten your space. Different types of indoor units will be more than enough to satisfy needs of your space and yourself. Only Samsung's functional yet beautiful indoor units will provide you the cool air that you can enjoy.

## INDOOR UNITS


- 38 | Wall-mounted Type
- 42 | Cassette Type
- 48 | Duct Type
- 52 | Floor & Convertible Type
- 56 | Indoor Unit Specification
- 70 | ERV System
- 74 | Accessories



**PROJECT**  
Office Building

**LOCATION**  
Waiblingen,  
Germany

**TYPE**  
Office building



**PROJECT**  
Restaurant Kioupia

**LOCATION**  
Kolonaki Athens,  
Greece

**TYPE**  
Cafe-Restaurant





# Wall-mounted Type

Sensational design and compact size wall-mounted indoor units can be installed practically anywhere without restriction. Design was improved one step further with simple and modern style to enlighten your interior space.



MB

MB II

Vivace

Neo-Forte

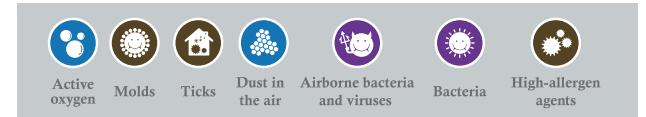
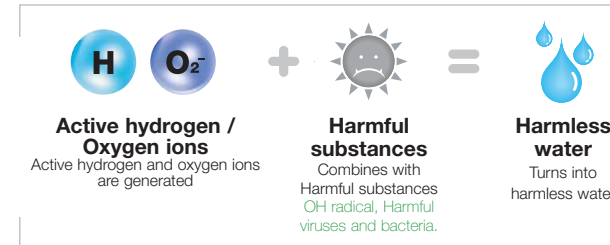
# Indoor Units Feature

## Main Feature

### virusDoctor<sup>+</sup> (Micro Plasma Ionizer)

Do you know that harmful substances and viruses breed in the space you live in?

#### How virusDoctor<sup>+</sup> Works



virusDoctor<sup>+</sup> improves your Indoor Air Quality and eliminates all your worries.

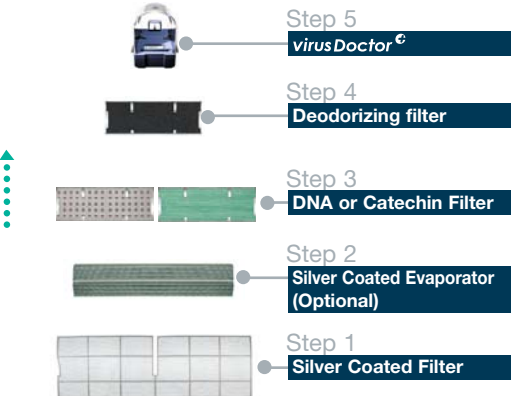
- Creation of an Intensely Purified Zone
- Protection against disease
- Safe from allergy-causing agents
- Controls active oxygen which can cause disease, cancer and accelerated aging

## Health Care System

### Health Care System



### 5-Step Air Purifying System

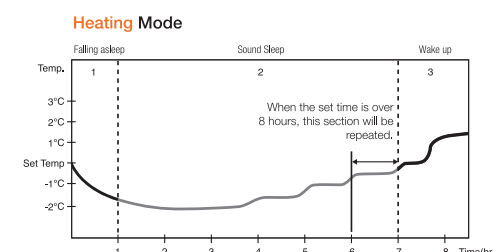
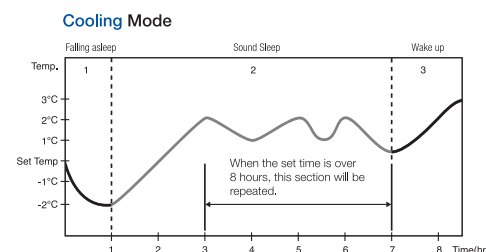


## good'sleep Mode II Good'sleep II

### Best Temperature for deep sleep

According to the stage of sleep, temperatures are adjusted so you fall into deep sleep faster and get up more refreshed in the morning for a great start of your day.

- 1. Falling asleep stage:** Eases you into sleep by dropping the temperature.
- 2. Sound sleep stage:** Relaxes your body and raises your temperature slightly.
- 3. Wake up stage:** Allows you to wake up from comfortable intermittent air and it makes you feel refreshed.



# Indoor Units Feature

## MB / MB II | Luxurious Refreshness



### Auto Roof Shutter (2.8/3.6kW)

This unique air conditioner automatically seals off to prevent dirt infiltration when not in operation.

### Deodorizing filter

Incorporated with activated carbon, the Deodorizing Filter efficiently adsorbs cigarette smoke, pet odors and other unpleasant odors.

### DNA Filter

It is a new technology that screens selectively for only toxic agents. This enables a smarter and effective air management compared to other filters.

### Silver Coated Evaporator

The fins of the evaporator are triple-coated with environmentally friendly materials (2 layers of chrome-free silica, 1 layer of Silver coating) to ensure efficient removal of condensation and to guarantee the production of clean and fresh air.

## Neo Forte | Fresh and Pleasant Cooling



### Catechin filter

Catechin, extracted from green tea, is contained in the filter and deactivates any captured bacteria and unpleasant odors.

### Deodorizing filter

Incorporated with activated carbon, the Deodorizing Filter efficiently adsorbs cigarette smoke, pet odors and other unpleasant odors.

### Silver Coated Evaporator

The fins of the evaporator are triple-coated with environmentally friendly materials (2 years of chrome-free silica, 1 layer of Silver coating) to ensure efficient removal of condensation and to guarantee the production of clean and fresh air.

Clean-Cut Front Panel



Silver Accent Line



Bottom Opening Front Panel



## Vivace | Shadow Mirror



### Anti allergy filter

Makes your skin feel fresh and clean. It removes invisible dust and bacteria, resulting in helping you avert allergy problems associated with such allergens.

### Deodorizing filter

Incorporated with activated carbon, the Deodorizing Filter efficiently adsorbs cigarette smoke, pet odors and other unpleasant odors.


### Silver Coated Evaporator

The fins of the evaporator are triple-coated with environmentally friendly materials (2 years of chrome-free silica, 1 layer of Silver coating) to ensure efficient removal of condensation and to guarantee the production of clean and fresh air.

Shadow Mirror



Hidden Display



Trim-less Design



03 | INDOOR UNIT

03 | INDOOR UNIT



# Cassette Type

Cassette type air conditioners have different numbers and directions of outlets to provide the cool air evenly in any type of space. Compact size of indoor units can be installed even in low ceilings and the easy installation method will save time that you once conventionally needed to spend on installation.



Slim 1Way Cassette



2Way Cassette



Mini 4Way Cassette



4Way Cassette

## Indoor Units Feature

### Main Feature

#### Wide Blade



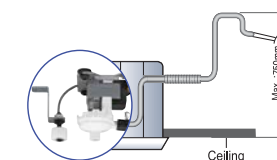
The new cassette type air conditioner is equipped with uniquely designed blades that are wider to provide even cooling and heating power throughout the room.



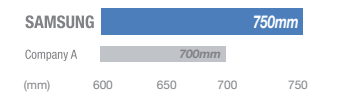
#### High Lift-up Drain Pump



The lift-up drain pump lifts condensed water up to 750mm, compared to the competitor's 700mm, allowing for flexible and convenient installation.



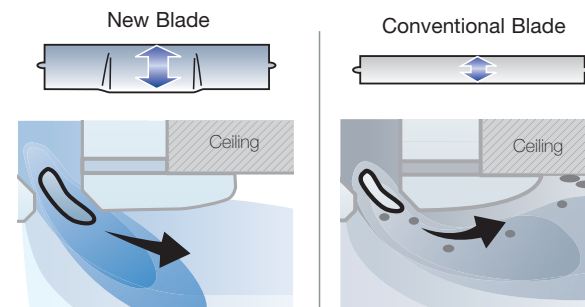
#### Lift-up Range



#### Ceiling Soiling Prevention



Newly designed panel will control the air direction to avoid having contact with the ceiling. This new design will prevent the ceiling soiling and keep your interior cleaner than ever even, after a long period of operation.



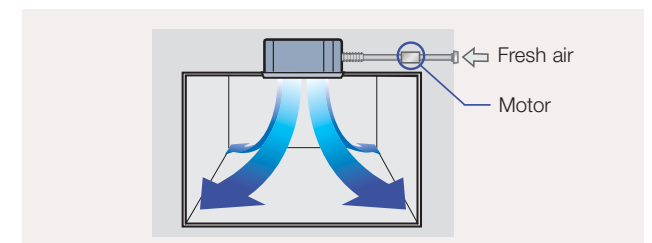
Airflow is directed downwards without having contact with the ceiling.

Airflow is directed towards the ceiling which cause ceiling soiling.

#### Fresh Air Intake



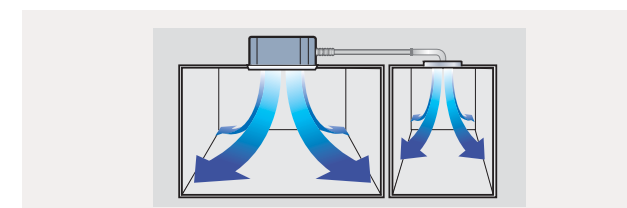
With optional installation of an air intake motor, fresh air can enter through the cassette unit so you have fresher air in the room.



#### Sub Duct




The Sub Duct lets you use the same air conditioner unit to cool additional smaller space nearby. (The cassette unit is fitted with a knock-out component to accommodate this.)



#### Quick Connection of Drain Pipe



Samsung's unique drain pipe prevents leaks and is easier to install with no need to use tape or adhesives.



# Indoor Units Feature

## Slim 1Way Cassette | Slim and Quiet



- WIDE BLADE
- HIGH LIFT-UP DRAIN PUMP
- QUICK CONNECTION OF DRAIN PIPE
- CEILING SOILING PREVENTION

## 2Way Cassette | Compact but Powerful



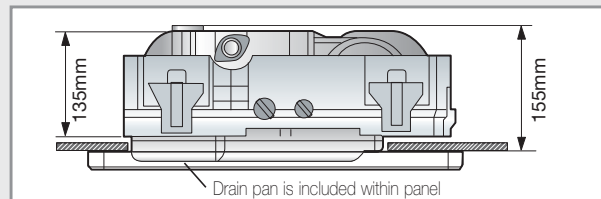
- HIGH LIFT-UP DRAIN PUMP
- QUICK CONNECTION OF DRAIN PIPE

### Slim and Compact Design

Want a cassette type air conditioner, but have limited space? Samsung's new Slim 1Way cassette type air conditioner is the answer.

#### Only 135mm thick

Samsung introduces the world's slimmest indoor air conditioner unit. Only 135mm thick, the slim 1Way Cassette air conditioner can be installed practically anywhere.



#### NOTE

Ensure that there is sufficient installation space. Allow at least 170mm for the installation.



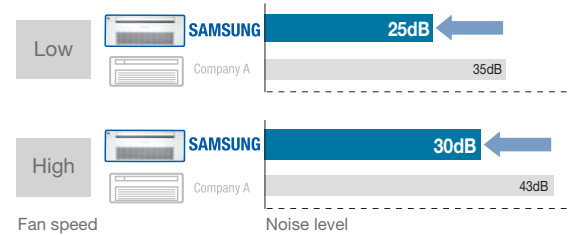
#### Lighter indoor unit

The first to apply ABS cabinets into its indoor units, Samsung has achieved the lightest units on the market. Its slim lightweight design makes installation and maintenance a breeze.



### Quiet Operation

Samsung's new blade design drastically reduces noise levels, so you can relax in peace and quiet.




### Check Valve Inside Drain Pump

Faulty drainage installation or power failures can cause condensed water to flow back into the unit, causing leakage and odors. Samsung's air conditioners are equipped with a check valve built directly into the drain pump to prevent water from flowing backward.



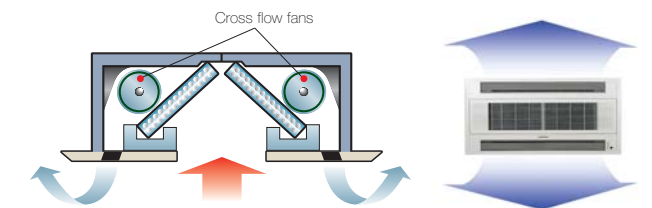
### Standard Formula for Easy Installation

The dimension of the 2Way cassette air conditioner allows for easy installation into standard ceiling grids (600Wx600D), so everything just falls into place.




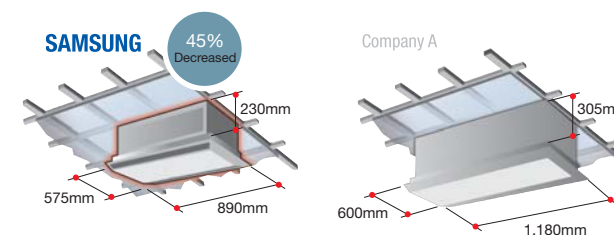
### Twin Cross Flow Fan

The 2Way cassette type unit is perfect fit for long and narrow rectangular type of space. Twin Cross Flow Fan inside of the 2Way cassette will spread cool or warm air even further and wider with less noise.



### Small Size Big Performance

The 2Way cassette air conditioner is now 45% smaller than competitor's models, so it's even easier to incorporate into building design.



**PROJECT**  
Espaço Quinta  
**LOCATION**  
Portugal  
**TYPE**  
Leisure



# Indoor Units Feature

## Mini 4Way Cassette

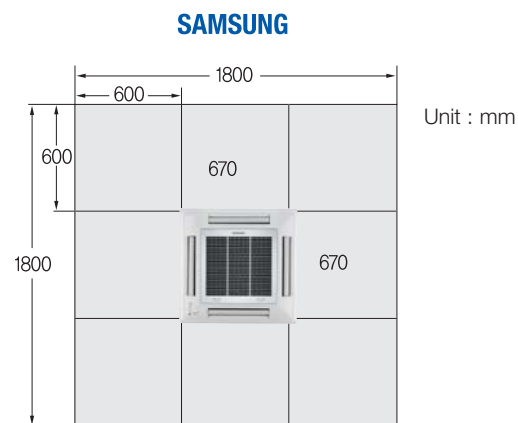


**Ideally Efficient**

- HIGH LIFT-UP DRAIN PUMP
- QUICK CONNECTION OF DRAIN PIPE
- FRESH AIR INTAKE

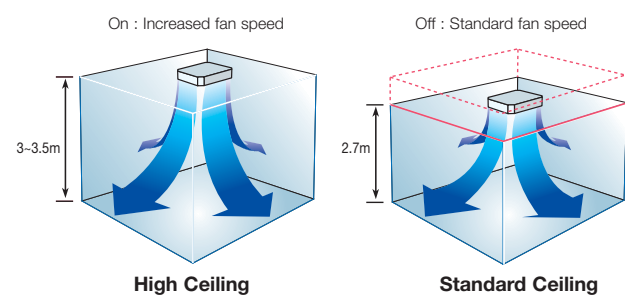
### Ideal Compact Size

The Mini 4Way cassette air conditioner can be installed on one standard ceiling tile (600Wx600D), which can save installation time.



### Fan Speed Adjustment

Fan speed can be adjusted according to ceiling height by adjusting dip switch of indoor unit's PCB.



## 4Way Cassette



Evenly Distribute the Cool Air

- WIDE BLADE
- FRESH AIR INTAKE
- CEILING SOILING PREVENTION
- SUB DUCT
- HIGH LIFT-UP DRAIN PUMP
- QUICK CONNECTION OF DRAIN PIPE

### Stylish Panel Design

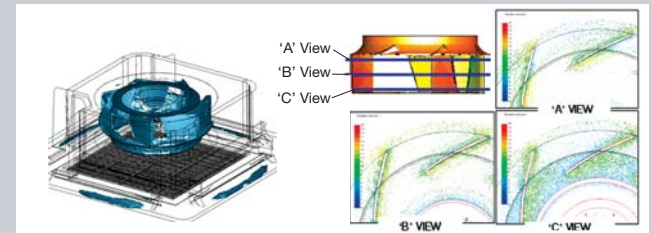
The stylish panel is well harmonized with any interior design.



### New Turbo Fan

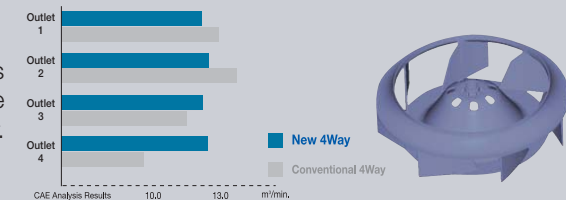
#### Quiet Operation

Imagine a room of cool calmness. The aerodynamically designed 'Turbo Fan' minimizes noise from the turbulence of blade movement. Therefore noise is less than conventional models.



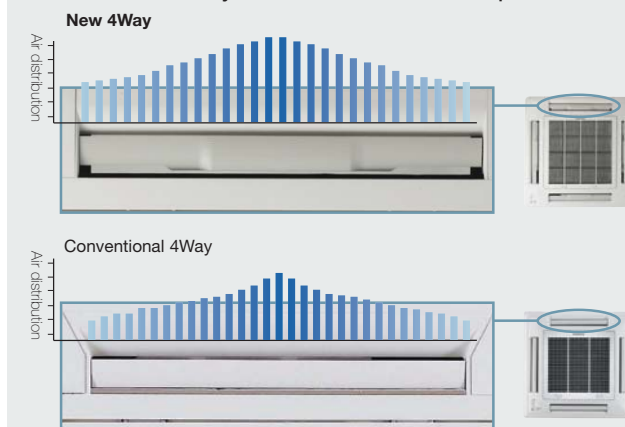
#### Uniform Distribution

The new 'Turbo Fan' with wide blades provides extreme cooling and heating power from 4 separate outlets so the entire room gets cool or warm faster. Now, every nook and cranny is comfortable.



### Efficient Cooling

3-dimensional shaped blade, which has the world wide patent, is able to spread cool or warm air further and evenly to all corners of the space.



### Easy Leveling

Each corner portion of the panel is detachable, which gives easier access to adjust the height, therefore leveling and installation is much easier and quicker than before.




Detachable corners make installation and height adjustments much easier.

Detaching the whole panel took more time.

### Compact Size

The 4Way cassette type unit has gotten even slimmer. Now only 218mm thick (4.5/5.6/7.1/9.0kW), 24% slimmer compare to competitor's 288mm (9.0kW). It's still the industry leader in compactness and is even easier to install in tight spaces.





# Duct Type

One duct type indoor unit can provide cool air to multiple places in a building with flexible installation options.

It doesn't matter how complicated the floor plan is because the duct type indoor unit offers different solutions for any shape of the interior. With the indoor unit hiding in the ceiling, you can create clean interior looks.



Slim Duct



MSP Duct

## Indoor Units Feature

### Main Feature


#### Clean Filter System

The anti-bacteria filter and the filter cleaning indicator provide you with cleaner, healthier air. You deserve to breathe fresh air everyday.

##### Anti-bacteria Filter




The anti-bacteria filter not only traps dust particles, but suppresses proliferation of molds and bacteria.



##### Easy Filter Cleaning



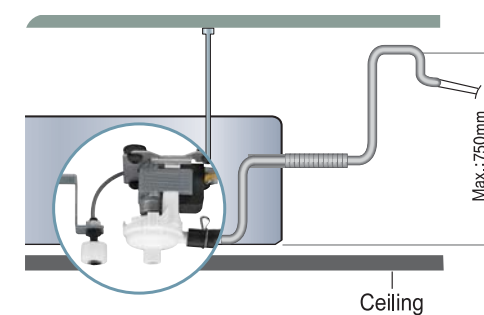
After 1,000 hours of operation the filter clean indicator will inform you that the filter should be cleaned. The filter can be easily removed from the bottom, left, or right of the unit. (1,000 hours is the default set time, which can be adjusted to 2,000 hours on the internal PCB.)



#### High Lift-up Drain Pump (optional)



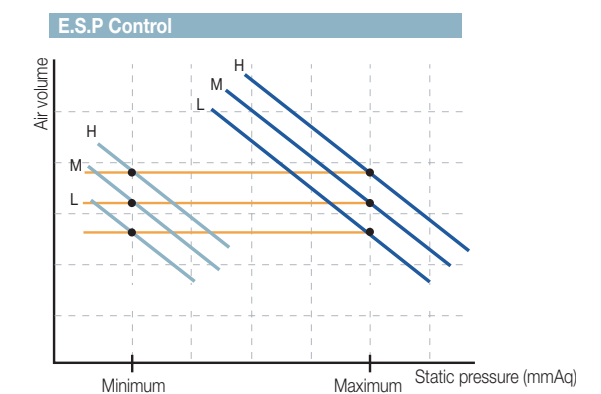
The lift-up drain pump lifts condensed water up to 750mm, compared to the competitor's 700mm, allowing for flexible and convenient installation.



#### Smart Pressure Control



The Smart Pressure Control System adjusts fan speed according to E.S.P (External Static Pressure), so the air conditioner always gives you consistent cooling and heating power regardless of the surrounding environment.





# Indoor Units Feature

## Slim Duct | Slim and Flexible



- ANTI-BACTERIA FILTER
- EASY FILTER CLEANING
- HIGH LIFT-UP DRAIN PUMP
- SMART PRESSURE CONTROL

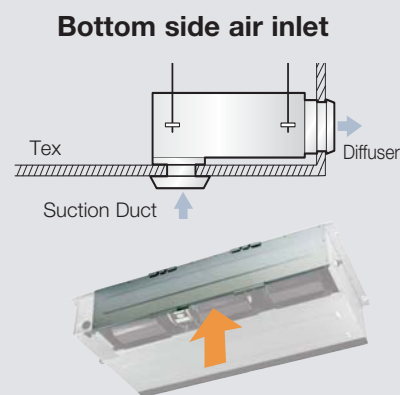
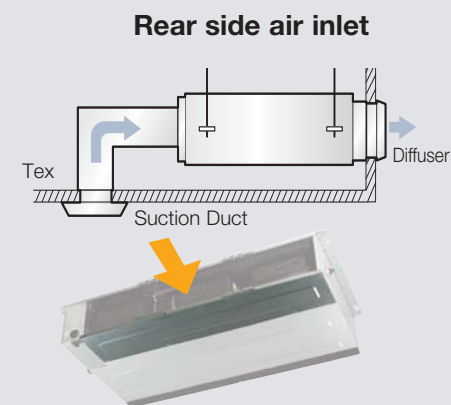
## MSP Duct | Silent with Pressure Control



- ANTI-BACTERIA FILTER
- EASY FILTER CLEANING
- WIRED REMOTE CONTROLLER
- HIGH LIFT-UP DRAIN PUMP
- SMART PRESSURE CONTROL


### Flexible Installation

The air inlet can be set up on either the bottom or rear of the unit, so there is more flexibility in installation.




### Slim Design

Only 199mm thick, this slim design makes installation, maintenance and repair easy.



### Easy to Maintain

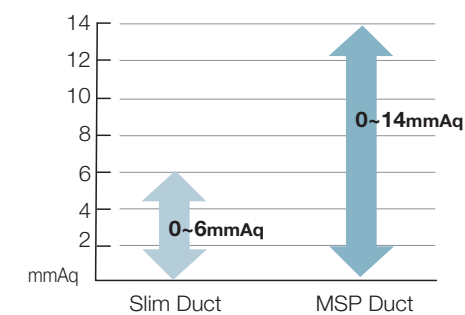
Parts are easily accessible by simply opening the bottom panel, which reduces time and maintenance costs.



### Silent Operation with the static-pressure control

The external static pressure control makes it easy to design duct work to ensure efficiency and silent operation.

### Middle Static Pressure




### Easy to Maintain

Reduce time and maintenance costs by keeping parts easily accessible.

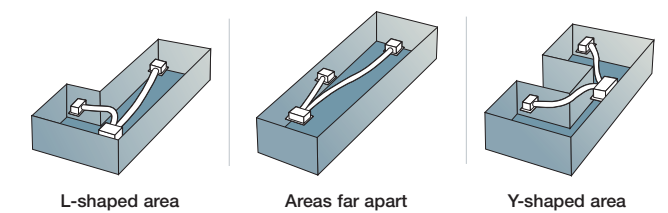


### Narrow Width (5.6/7.1kW)



### Flexible Installation

Samsung's MSP Duct air conditioners offer different solutions for any shape room allowing for specific airflow requirements.



03 | INDOOR UNIT

03 | INDOOR UNIT

# Floor & Convertible Type

Installation options can't be more diverse than Samsung's floor and convertible type air conditioners. With a variety of installation options and the elegant design, wherever you install these indoor units, they will become picture perfect.



Console

Ceiling



## Indoor Units Feature

### Main Feature

#### Interior Design



Now with more flexibility in placement, the air conditioner can add a stylish element to your room.



#### Silent Mode



Indoor units operate quietly with the least possible noise.



#### Anti-bacteria Filter



The anti-bacteria filter not only traps dust particles, but suppresses proliferation of molds and bacteria.



#### Light Weight Unit



This extremely lightweight design makes maintenance and installation easy.



#### Micro Plasma Ionizer virusDoctor<sup>+</sup>



Virus Doctor improves your indoor Air Quality (IAQ) by eliminating the biological contaminants that threaten your health such as viruses, bacteria and allergy causing agents. Virus Doctor, an advanced air purifying technology, offers you fresh, clean air you can enjoy.



#### Flexible Pipe Installation



The drain pipe can be installed in 6 different places, so you have more options in where to place your air conditioner.





# Indoor Units Feature

## Console | Slim and Elegant



- INTERIOR DESIGN
- ANTI-BACTERIA FILTER
- LIGHT WEIGHT UNIT
- SILENT MODE
- FLEXIBLE PIPE INSTALLATION
- WIRELESS REMOTE CONTROL
- Micro Plasma Ionizer  
**virusDoctor**

## Ceiling | Powerful Air from Ceiling or Floor



- INTERIOR DESIGN
- ANTI-BACTERIA FILTER
- LIGHT WEIGHT UNIT
- FLEXIBLE PIPE INSTALLATION

### Elegant Design

#### Slim & Smart Design

This extremely slim design with Clean Panel adds aesthetic value to any interior.

#### Slim Design

It can't get any slimmer. This newly introduced console type air conditioner is only 199mm thick, the slimmest on the market. Its slim design easily integrates the unit into your decor.



#### Clean Panel

Stay clean with the smartly designed Clean Panel. This unique panel keeps dust from being accumulated so the unit and the room stays cleaner.



#### Black Display

Functional art, the touch screen display is elegant while it maximizes the convenience of control.

### 2Way air outlets

There are two separate air outlets for cooling and heating. Having warmer air coming out from the bottom part of the air outlet will spread the warm air evenly throughout the room. Stay cooler and warmer in every corner of your room.



### Silent Operation (23dB)

The silent, yet powerful and efficient cooling and heating system keeps things more comfortable. Silent mode is available in 4 different operating modes: High / Medium / Low / Silence.



### 2way Installation

Depending on the space availability and the purpose of the air conditioner, the indoor unit can be installed under the ceiling or on the floor.



Under Ceiling




Floor Standing

### Compact but Powerful

Samsung's ceiling type air conditioner boasts a slim, compact design, half the size of its competitors', with cooling power comparable to competitor's larger products.

7.1kW Model



PROJECT  
Universita Roma  
LOCATION  
Roma  
TYPE  
Universita

# Indoor Unit Specification



**MB/MBII**

- Good'sleep II
- Micro Plasma Ionizer  
**virusDoctor**
- Deodorizing Filter
- Auto Roof Shutter
- DNA Filter
- Silver Coated Evaporator

Model		AVXWBH028EE	AVXWBH036EE	AVXWBH056EE	AVXWBH071EE	
Performance Capacity	Cooling *1)	kW	2.8	3.6	5.6	6.8
		Btu/h	9,500	12,200	19,100	23,200
	Heating *2)	kW	3.2	4.0	6.3	7.0
		Btu/h	10,900	13,600	21,400	23,800
Power	Input	W	30	35	50	50
	Running Current	A	0.18	0.19	0.3	0.3
Power Supply	Ø/V/Hz	1/220~240/50	1/220~240/50	1/220~240/50	1/220~240/50	
Mode *3)		-	HP/HR	HP/HR	HP/HR	
Sound	Sound Pressure (High/Low) *4)	dB(A)	31 / 20	35 / 21	40 / 30	41 / 30
Fan	Type	-	Cross Flow Fan	Cross Flow Fan	Cross Flow Fan	Cross Flow Fan
Airflow Rate	Cooling (High)	m³/min	9.0	10.0	12.0	13.0
	Heating (High)	m³/min	9.0	10.0	12.0	13.0
Refrigerant	Type	-	R410A	R410A	R410A	R410A
	Control Method	-	EEV	EEV	EEV	EEV
Piping Connections	Liquid (Flare)	Ø,mm	6.35	6.35	6.35	9.52
	Gas (Flare)	Ø,mm	12.70	12.70	12.70	15.88
	Drain (Quick Lock)	Ø,mm	ID 18 hose	ID 18 hose	ID 18 hose	ID 18 hose
Weight	Net Weight	kg	10.2	10.2	13.0	13.0
	Shipping Weight	kg	11.5	11.5	16.0	16.0
Set Size	Net Dimensions (WxHxD)	mm	900x304x185	900x304x185	1,100x307x225	1,100x307x225
	Shipping Dimensions (WxHxD)	mm	963x349x247	963x349x247	1,157x381x292	1,157x381x292
Standard Accessories	Filter / Safety Grille	-	Filter (Washable)	Filter (Washable)	Filter (Washable)	Filter (Washable)
	Wireless Remote Controller	-	ARH-1364	ARH-1364	ARH-1364	ARH-1364

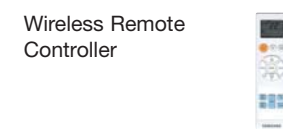
Notes

- \*1) Nominal cooling capacities are based on: Indoor temperature: 27°C DB, 19°C WB, Outdoor temperature: 35°C DB, 24°C WB, Equivalent refrigerant piping: 7.5m, Level differences: 0m
- \*2) Nominal heating capacities are based on: Indoor temperature: 20°C DB, 15°C WB, Outdoor temperature: 7°C DB, 6°C WB, Equivalent refrigerant piping: 7.5m, Level differences: 0m
- \*3) Mode - HP: Heat Pump, HR: Heat Recovery
- \*4) Sound pressure was acquired in a dead room. Thus actual noise level may be different depending on the installation conditions.
- Specifications are subject to change without prior notice for product improvement.

## Optional Accessories



## Standard Accessories



**Vivace (Shadow Mirror)**

- Good'sleep II
- Micro Plasma Ionizer  
**virusDoctor**
- Deodorizing Filter
- Silver Coated Evaporator
- Anti allergy filter

Model		AVXWVH022EE	AVXWVH028EE	AVXWVH036EE	AVXWVH056EE	AVXWVH071EE	
Performance Capacity	Cooling *1)	kW	2.2	2.8	3.6	5.6	6.8
		Btu/h	7,500	9,500	12,200	19,100	23,200
	Heating *2)	kW	2.5	3.2	4.0	6.3	7.0
		Btu/h	8,500	10,900	13,600	21,400	23,800
Power	Input	W	30	30	35	50	50
	Running Current	A	0.13	0.18	0.19	0.30	0.30
Power Supply	Ø/V/Hz	1/220~240/50	1/220~240/50	1/220~240/50	1/220~240/50	1/220~240/50	
Mode *3)		-	HP/HR	HP/HR	HP/HR	HP/HR	
Sound	Sound Pressure (High/Low) *4)	dB(A)	31 / 21	31 / 21	35 / 21	40 / 30	41 / 30
Fan	Type	-	Cross Flow Fan	Cross Flow Fan	Cross Flow Fan	Cross Flow Fan	Cross Flow Fan
Airflow Rate	Cooling (High)	m³/min	7.0	7.0	8.2	13.3	13.3
	Heating (High)	m³/min	7.3	7.3	8.8	14.0	14.0
Refrigerant	Type	-	R410A	R410A	R410A	R410A	R410A
	Control Method	-	EEV *5)	EEV *5)	EEV *5)	EEV *5)	EEV *5)
Piping Connections	Liquid (Flare)	Ø,mm	6.35	6.35	6.35	6.35	9.52
	Gas (Flare)	Ø,mm	12.70	12.70	12.70	12.70	15.88
	Drain (Quick Lock)	Ø,mm	ID 18 hose	ID 18 hose	ID 18 hose	ID 18 hose	ID 18 hose
Weight	Net Weight	kg	8.5	8.5	8.5	12.0	12.0
	Shipping Weight	kg	11.5	11.5	11.5	15.0	15.0
Set Size	Net Dimensions (WxHxD)	mm	825x285x189	825x285x189	825x285x189	1,065x298x218	1,065x298x218
	Shipping Dimensions (WxHxD)	mm	900x349x252	900x349x252	900x349x252	1,137x377x299	1,137x377x299
Standard Accessories	Filter / Safety Grille	-	Filter (Washable)	Filter (Washable)	Filter (Washable)	Filter (Washable)	Filter (Washable)
	Wireless Remote Controller	-	ARH-1364	ARH-1364	ARH-1364	ARH-1364	ARH-1364

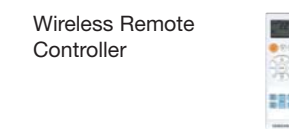
Notes

- \*1) Nominal cooling capacities are based on: Indoor temperature: 27°C DB, 19°C WB, Outdoor temperature: 35°C DB, 24°C WB, Equivalent refrigerant piping: 7.5m, Level differences: 0m
- \*2) Nominal heating capacities are based on: Indoor temperature: 20°C DB, 15°C WB, Outdoor temperature: 7°C DB, 6°C WB, Equivalent refrigerant piping: 7.5m, Level differences: 0m
- \*3) Mode - HP: Heat Pump, HR: Heat Recovery
- \*4) Sound pressure was acquired in a dead room. Thus actual noise level may be different depending on the installation conditions.
- \*5) Optional Accessory
- Specifications are subject to change without prior notice for product improvement.

## Optional Accessories



## Standard Accessories





# Indoor Unit Specification



## Neo Forte

- Good'sleep II
- Micro Plasma Ionizer virusDoctor
- Deodorizing Filter
- Silver Coated Evaporator
- Catechin filter

Model		AVXWNH022EE	AVXWNH028EE	AVXWNH036EE	AVXWNH056EE	AVXWNH071EE	
Performance Capacity	Cooling *1)	kW	2.2	2.8	3.6	5.6	6.8
		Btu/h	7,500	9,500	12,200	19,100	23,200
	Heating *2)	kW	2.5	3.2	4.0	6.3	7.0
		Btu/h	8,500	10,900	13,600	21,400	23,800
Power	Input	W	25	25	30	45	50
	Running Current	A	0.18	0.18	0.18	0.27	0.30
Power Supply	Ø/V/Hz	1/220~240/50	1/220~240/50	1/220~240/50	1/220~240/50	1/220~240/50	
Mode *3)		-	HP/HR	HP/HR	HP/HR	HP/HR	
Sound	Sound Pressure (High/Low) *4)	dB(A)	32/23	32/23	36/23	40/30	41/30
Fan	Type	-	Cross Flow Fan	Cross Flow Fan	Cross Flow Fan	Cross Flow Fan	Cross Flow Fan
Airflow Rate	Cooling (High)	m <sup>3</sup> /min	7.8	7.8	9.3	12.0	14.0
	Heating (High)	m <sup>3</sup> /min	8.2	8.2	9.5	13.0	15.0
Refrigerant	Type	-	R410A	R410A	R410A	R410A	R410A
	Control Method	-	External EEV *5)	External EEV *5)	External EEV *5)	External EEV *5)	External EEV *5)
Piping Connections	Liquid (Flare)	Ø,mm	6.35	6.35	6.35	6.35	9.52
	Gas (Flare)	Ø,mm	12.70	12.70	12.70	12.70	15.88
	Drain (Quick Lock)	Ø,mm	ID 18 hose	ID 18 hose	ID 18 hose	ID 18 hose	ID 18 hose
Weight	Net Weight	kg	7.8	7.8	7.8	13.0	13.0
	Shipping Weight	kg	9.4	9.4	9.4	16.0	16.0
Set Size	Net Dimensions (WxHxD)	mm	825x285x189	825x285x189	825x285x189	1,065x298x218	1,065x298x218
	Shipping Dimensions (WxHxD)	mm	900x349x252	900x349x252	900x349x252	1,137x377x299	1,137x377x299
Standard Accessories	Filter / Safety Grille	-	Filter (Washable)	Filter (Washable)	Filter (Washable)	Filter (Washable)	Filter (Washable)
	Wireless Remote Controller	-	ARH-465	ARH-465	ARH-465	ARH-465	ARH-465

Notes  
 \*1) Nominal cooling capacities are based on: Indoor temperature: 27°C DB, 19°C WB, Outdoor temperature: 35°C DB, 24°C WB, Equivalent refrigerant piping: 7.5m, Level differences: 0m  
 \*2) Nominal heating capacities are based on: Indoor temperature: 20°C DB, 15°C WB, Outdoor temperature: 7°C DB, 6°C WB, Equivalent refrigerant piping: 7.5m, Level differences: 0m  
 \*3) Mode - HP: Heat Pump, HR: Heat Recovery  
 \*4) Sound pressure was acquired in a dead room. Thus actual noise level may be different depending on the installation conditions.  
 \*5) Optional Accessory  
 - Specifications are subject to change without prior notice for product improvement.



## Slim 1Way Cassette

- Slim and Compact Design
- Quiet Operation
- Check Valve Inside Drain Pump



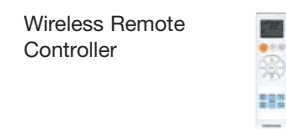
Model		AVXCSH022EE	AVXCSH028EE	AVXCSH036EE	
Performance Capacity	Cooling *1)	kW	2.2	2.8	3.6
		Btu/h	7,500	9,500	12,200
	Heating *2)	kW	2.5	3.2	4.0
		Btu/h	8,500	10,900	13,600
Power	Input	W	40	45	50
	Running Current	A	0.20	0.23	0.25
Power Supply	Ø/V/Hz	1/220~240/50	1/220~240/50	1/220~240/50	
Mode *3)		-	HP/HR	HP/HR	
Sound	Sound Pressure (High/Low) *4)	dB(A)	30/25	30/25	32/27
Fan	Type	-	Cross Flow Fan	Cross Flow fan	Cross Flow fan
Airflow Rate	Cooling (High)	m <sup>3</sup> /min	6.0	7.0	8.0
	Heating (High)	m <sup>3</sup> /min	7.0	8.0	9.0
Refrigerant	Type	-	R410A	R410A	R410A
	Control Method	-	EEV	EEV	EEV
Piping Connections	Liquid (Flare)	Ø,mm	6.35	6.35	6.35
	Gas (Flare)	Ø,mm	12.70	12.70	12.70
	Drain (Quick Lock)	Ø,mm	VP20(OD 25,ID 20)	VP20(OD 25,ID 20)	VP20(OD 25,ID 20)
Weight	Net Weight	kg	10.5	10.5	10.5
	Shipping Weight	kg	13.5	13.5	13.5
Set Size	Net Dimensions (WxHxD)	mm	970x135x410	970x135x410	970x135x410
	Shipping Dimensions (WxHxD)	mm	1,164x212x478	1,164x212x478	1,164x212x478
	Model	-	PSSMA	PSSMA	PSSMA
Panel Size	Net Weight	kg	3.1	3.1	3.1
	Shipping Weight	kg	4.5	4.5	4.5
	Net Dimensions (WxHxD)	mm	1,180x25x460	1,180x25x460	1,180x25x460
Standard Accessories	Shipping Dimensions (WxHxD)	mm	1,259x144x539	1,259x144x539	1,259x144x539
	Filter / Safety Grille	-	Filter (Washable)	Filter (Washable)	Filter (Washable)
	Drain Pump (Pumping speed / lift)	l/h / mm	24/750	24/750	24/750

Notes  
 \*1) Nominal cooling capacities are based on: Indoor temperature: 27°C DB, 19°C WB, Outdoor temperature: 35°C DB, 24°C WB, Equivalent refrigerant piping: 7.5m, Level differences: 0m  
 \*2) Nominal heating capacities are based on: Indoor temperature: 20°C DB, 15°C WB, Outdoor temperature: 7°C DB, 6°C WB, Equivalent refrigerant piping: 7.5m, Level differences: 0m  
 \*3) Mode - HP: Heat Pump, HR: Heat Recovery  
 \*4) Sound pressure was acquired in a dead room. Thus actual noise level may be different depending on the installation conditions.  
 - Specifications are subject to change without prior notice for product improvement.

### Optional Accessories



### Standard Accessories



### Optional Accessories



# Indoor Unit Specification



## 2Way Cassette

- Slim and Compact Design
- Quiet Operation
- Check Valve Inside Drain Pump



## Mini 4Way Cassette

- Slim and Compact Design
- Quiet Operation
- Check Valve Inside Drain Pump



Model		AVXC2H056EE	AVXC2H071EE	
Performance Capacity	Cooling *1)	kW	5.6	7.1
		Btu/h	19,100	24,200
	Heating *2)	kW	6.3	8.0
		Btu/h	21,400	27,200
Power	Input	W	70	75
	Running Current	A	0.38	0.40
Power Supply	Ø/V/Hz	1/220~240/50	1/220~240/50	
Mode *3)		-	HP/HR	HP/HR
Sound	Sound Pressure (High/Low) *4)	dB(A)	36 / 28	38 / 28
Fan	Type	-	Cross Flow Fan	Cross Flow Fan
Airflow Rate	Cooling (High)	m³/min	14.0	14.0
	Heating (High)	m³/min	16.0	16.0
Refrigerant	Type	-	R410A	R410A
	Control Method	-	EEV	EEV
Piping Connections	Liquid (Flare)	Ø,mm	6.35	9.52
	Gas (Flare)	Ø,mm	12.70	15.88
	Drain (Quick Lock)	Ø,mm	VP25 (OD 32,ID 25)	VP25 (OD 32,ID 25)
Weight	Net Weight	kg	21.0	21.0
	Shipping Weight	kg	25.0	25.0
Set Size	Net Dimensions (WxHxD)	mm	890x230x575	890x230x575
	Shipping Dimensions (WxHxD)	mm	1,077x299x642	1,077x299x642
Panel Size	Model	-	P2SMA	P2SMA
	Net Weight	kg	4.0	4.0
	Shipping Weight	kg	8.0	8.0
	Net Dimensions (WxHxD)	mm	1,030x25x650	1,030x25x650
Standard Accessories	Filter / Safety Grille	-	Filter (Washable)	Filter (Washable)
	Drain Pump (Pumping speed / lift)	l/h / mm	24/750	24/750

## Notes

\*1) Nominal cooling capacities are based on: Indoor temperature: 27°C DB, 19°C WB, Outdoor temperature: 35°C DB, 24°C WB, Equivalent refrigerant piping: 7.5m, Level differences: 0m

\*2) Nominal heating capacities are based on: Indoor temperature: 20°C DB, 15°C WB, Outdoor temperature: 7°C DB, 6°C WB, Equivalent refrigerant piping: 7.5m, Level differences: 0m

\*3) Mode - HP: Heat Pump, HR: Heat Recovery

\*4) Sound pressure was acquired in a dead room. Thus actual noise level may be different depending on the installation conditions.  
- Specifications are subject to change without prior notice for product improvement.

Model		AVXCMH028EE	AVXCMH036EE	AVXCMH056EE	AVXCMH060EE	
Performance Capacity	Cooling *1)	kW	2.8	3.6	5.6	6.0
		Btu/h	9,500	12,200	19,100	20,400
	Heating *2)	kW	3.2	4.0	6.3	6.8
		Btu/h	10,900	13,600	21,400	23,200
Power	Input	W	90	90	95	100
	Running Current	A	0.50	0.50	0.52	0.55
Power Supply	Ø/V/Hz	1/220~240/50	1/220~240/50	1/220~240/50	1/220~240/50	
Mode *3)		-	HP/HR	HP/HR	HP/HR	HP/HR
Sound	Sound Pressure (High/Low) *4)	dB(A)	30 / 25	34 / 27	41 / 33	41 / 33
Fan	Type	-	Turbo Fan	Turbo Fan	Turbo Fan	Turbo Fan
Airflow Rate	Cooling (High)	m³/min	10.1	10.1	10.6	12.2
	Heating (High)	m³/min	11.9	11.9	12.6	14.5
Refrigerant	Type	-	R410A	R410A	R410A	R410A
	Control Method	-	EEV	EEV	EEV	EEV
Piping Connections	Liquid (Flare)	Ø,mm	6.35	6.35	6.35	6.35
	Gas (Flare)	Ø,mm	12.70	12.70	12.70	12.70
	Drain (Quick Lock)	Ø,mm	VP25 (OD 32,ID 25)	VP25 (OD 32,ID 25)	VP25 (OD 32,ID 25)	VP25 (OD 32,ID 25)
Weight	Net Weight	kg	17.0	17.0	17.0	17.0
	Shipping Weight	kg	20.0	20.0	20.0	20.0
Set Size	Net Dimensions (WxHxD)	mm	575x260x575	575x260x575	575x260x575	575x260x575
	Shipping Dimensions (WxHxD)	mm	660x310x635	660x310x635	660x310x635	660x310x635
Panel Size	Model	-	PMSMA	PMSMA	PMSMA	PMSMA
	Net Weight	kg	3.0	3.0	3.0	3.0
	Shipping Weight	kg	5.0	5.0	5.0	5.0
	Net Dimensions (WxHxD)	mm	670x35x670	670x35x670	670x35x670	670x35x670
Standard Accessories	Filter / Safety Grille	-	Filter / Safety Grille	Filter / Safety Grille	Filter / Safety Grille	Filter / Safety Grille
	Drain Pump (Pumping speed / lift)	l/h / mm	24/750	24/750	24/750	24/750

## Notes

\*1) Nominal cooling capacities are based on: Indoor temperature: 27°C DB, 19°C WB, Outdoor temperature: 35°C DB, 24°C WB, Equivalent refrigerant piping: 7.5m, Level differences: 0m

\*2) Nominal heating capacities are based on: Indoor temperature: 20°C DB, 15°C WB, Outdoor temperature: 7°C DB, 6°C WB, Equivalent refrigerant piping: 7.5m, Level differences: 0m

\*3) Mode - HP: Heat Pump, HR: Heat Recovery

\*4) Sound pressure was acquired in a dead room. Thus actual noise level may be different depending on the installation conditions.  
- Specifications are subject to change without prior notice for product improvement.

## Optional Accessories

Individual Controllers



MWR-WE00



MWR-WH00



MR-CH01



MWR-SH00

Panel



P2SMA

## Optional Accessories

Individual Controllers



MWR-WE00



MWR-WH00



MR-CH01



MWR-SH00

Panel



PMSMA



# Indoor Unit Specification



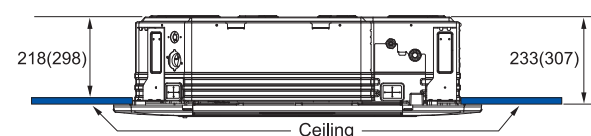
## 4Way Cassette

- New Turbo Fan
- Easy Leveling
- Compact Size
- Efficient Cooling



Model		AVXC4H045EE	AVXC4H056EE	
Performance Capacity	Cooling *1)	kW	4.5	5.6
		Btu/h	15,300	19,100
	Heating *2)	kW	5.0	6.3
		Btu/h	17,000	21,400
Power	Input	W	40	40
	Running Current	A	0.19	0.19
Power Supply	Ø/V/Hz	1/220~240/50	1/220~240/50	
Mode *3)		-	HP/HR	HP/HR
Sound	Sound Pressure (High/Low) *4)		34/29	34/29
Fan	Type	-	Turbo Fan	Turbo Fan
Airflow Rate	Cooling (High)	m <sup>3</sup> /min	14.5	14.5
	Heating (High)	m <sup>3</sup> /min	16.5	16.5
Refrigerant	Type	-	R410A	R410A
	Control Method	-	EEV	EEV
Piping Connections	Liquid (Flare)	Ø,mm	6.35	6.35
	Gas (Flare)	Ø,mm	12.70	12.70
	Drain (Quick Lock)	Ø,mm	VP25 (OD 32,ID 25)	VP25 (OD 32,ID 25)
Weight	Net Weight	kg	25.0	25.0
	Shipping Weight	kg	31.0	31.0
Set Size	Net Dimensions (WxHxD)	mm	840x218x840	840x218x840
	Shipping Dimensions (WxHxD)	mm	926x280x926	926x280x926
Panel Size	Model	-	P4SMA	P4SMA
	Net Weight	kg	7.0	7.0
	Shipping Weight	kg	10.3	10.3
	Net Dimensions (WxHxD)	mm	950x35x950	950x35x950
	Shipping Dimensions (WxHxD)	mm	1,042x103x1,042	1,042x103x1,042
Standard Accessories	Filter / Safety Grille	-	Filter / Safety Grille	Filter / Safety Grille
	Drain Pump (Pumping speed / lift)	l/h / mm	24/750	24/750

### Note



- Numbers within parenthesis are the values for large capacity units\*.
  - At least 245mm (315mm for large capacity units\*) of space is need for installation.
- \* Large capacity units : 11.2/12.8/14.0kW

## Optional Accessories

Individual Controllers



MWR-WE00



MWR-WH00



MR-CH01



MWR-SH00

Panel



P4SMA

AVXC4H071EE	AVXC4H090EE	AVXC4H112EE	AVXC4H128EE	AVXC4H140EE
7.1	9.0	11.2	12.8	14.0
24,200	30,700	38,200	43,600	47,700
8.0	10.0	12.5	13.8	16.0
27,200	34,100	42,600	47,000	54,500
45	50	50	65	80
0.21	0.23	0.23	0.30	0.36
1/220~240/50	1/220~240/50	1/220~240/50	1/220~240/50	1/220~240/50
HP/HR	HP/HR	HP/HR	HP/HR	HP/HR
36/30	39/32	40 / 33	41 / 35	45 / 38
Turbo Fan	Turbo Fan	Turbo Fan	Turbo Fan	Turbo Fan
17.0	19.5	23.0	25.0	26.5
18.5	21.5	26.5	29.5	32.0
R410A	R410A	R410A	R410A	R410A
EEV	EEV	EEV	EEV	EEV
9.52	9.52	9.52	9.52	9.52
15.88	15.88	15.88	15.88	15.88
VP25 (OD 32,ID 25)	VP25 (OD 32,ID 25)	VP25 (OD 32,ID 25)	VP25 (OD 32,ID 25)	VP25 (OD 32,ID 25)
25.0	25.0	29.0	29.0	29.0
31.0	31.0	35.0	35.0	35.0
840x218x840	840x218x840	840x288x840	840x288x840	840x288x840
926x280x926	926x280x926	926x360x926	926x360x926	926x360x926
P4SMA	P4SMA	P4SMA	P4SMA	P4SMA
7.0	7.0	7.0	7.0	7.0
10.3	10.3	10.3	10.3	10.3
950x35x950	950x35x950	950x35x950	950x35x950	950x35x950
1,042x103x1,042	1,042x103x1,042	1,042x103x1,042	1,042x103x1,042	1,042x103x1,042
Filter / Safety Grille	Filter / Safety Grille	Filter / Safety Grille	Filter / Safety Grille	Filter / Safety Grille
24/750	24/750	24/750	24/750	24/750

### Notes

- \*1) Nominal cooling capacities are based on: Indoor temperature: 27°C DB, 19°C WB, Outdoor temperature: 35°C DB, 24°C WB, Equivalent refrigerant piping: 7.5m, Level differences: 0m
- \*2) Nominal heating capacities are based on: Indoor temperature: 20°C DB, 15°C WB, Outdoor temperature: 7°C DB, 6°C WB, Equivalent refrigerant piping: 7.5m, Level differences: 0m
- \*3) Mode - HP: Heat Pump, HR: Heat Recovery
- \*4) Sound pressure was acquired in a dead room. Thus actual noise level may be different depending on the installation conditions.
- Specifications are subject to change without prior notice for product improvement.

# Indoor Unit Specification



## Slim Duct

- Flexible Installation
- Easy to Maintain
- Slim Design



Model		AVXDSH022EE	AVXDSH028EE	AVXDSH036EE		
Performance Capacity	Cooling *1)	kW	2.2	2.8	3.6	
		Btu/h	7,500	9,500	12,200	
	Heating *2)	kW	2.5	3.2	4.0	
		Btu/h	8,500	10,900	13,600	
Power	Input	W	80	80	80	
	Running Current	A	0.40	0.40	0.40	
Power Supply	Ø/V/Hz	1/220~240/50	1/220~240/50	1/220~240/50		
Mode *3)		-	HP/HR	HP/HR	HP/HR	
Sound	Sound Pressure (High/Low) *4)	dB(A)	31 / 26	32 / 27	32 / 27	
Fan	Type	-	Sirocco Fan	Sirocco Fan	Sirocco Fan	
	Cooling (High)	m <sup>3</sup> /min	8.0	9.0	10.0	
	Heating (High)	m <sup>3</sup> /min	9.0	10.0	12.0	
Airflow Rate	External Static Pressure	Standard (Min.-Max.)	mmAq	2 (0~4)	2 (0~4)	2 (0~4)
	Type	-	R410A	R410A	R410A	
Refrigerant	Control Method	-	EEV	EEV	EEV	
	Liquid (Flare)	Ø,mm	6.35	6.35	6.35	
Piping Connections	Gas (Flare)	Ø,mm	12.70	12.70	12.70	
	Drain	Ø,mm	VP25 (OD 32,ID 25)	VP25 (OD 32,ID 25)	VP25 (OD 32,ID 25)	
Weight	Net Weight	kg	26.0	26.0	26.0	
	Shipping Weight	kg	31.0	31.0	31.0	
Set Size	Net Dimensions (WxHxD)	mm	900x199x600	900x199x600	900x199x600	
	Shipping Dimensions (WxHxD)	mm	1,133x333x730	1,133x333x730	1,133x333x730	
Standard Accessories	Filter / Safety Grille	-	Filter (Washable)	Filter (Washable)	Filter (Washable)	
	Optional Accessories	Duct Receiver Kits	Receiver	MRK-A00	MRK-A00	MRK-A00
		Receiver Wire	-	MRW-10A	MRW-10A	MRW-10A
	Drain Pump	-	MDP-E075SEE	MDP-E075SEE	MDP-E075SEE	

## Optional Accessories

Individual Controllers



MWR-WE00



MWR-WH00



MR-CH01



MWR-SH00

Drain Pump



MDP-E075SEE / MDP-E075SEE1

AVXDSH045EE	AVXDSH056EE	AVXDSH071EE	AVXDSH090EE	AVXDSH112EE	AVXDSH128EE	AVXDSH140EE
4.5	5.6	7.1	9.0	11.2	12.8	14.0
15,300	19,100	24,200	30,700	38,200	43,600	47,700
5.0	6.3	8.0	10.0	12.5	13.8	16.0
17,000	21,400	27,200	34,100	42,600	47,000	54,500
90	100	120	170	170	200	220
0.60	0.60	0.60	0.96	0.96	1.13	1.24
1/220~240/50	1/220~240/50	1/220~240/50	1/220~240/50	1/220~240/50	1/220~240/50	1/220~240/50
HP/HR	HP/HR	HP/HR	HP/HR	HP/HR	HP/HR	HP/HR
33 / 30	33 / 30	36 / 32	40 / 36	40 / 36	41 / 38	41 / 38
Sirocco Fan	Sirocco Fan	Sirocco Fan	Sirocco Fan	Sirocco Fan	Sirocco Fan	Sirocco Fan
14.5	15.5	16.5	29.0	31.2	34.0	36.0
16.5	18.0	20.0	34.0	34.0	36.0	38.0
2 (0~4)	2 (0~4)	2 (0~4)	3 (0~6)	3 (0~6)	3 (0~6)	3 (0~6)
R410A	R410A	R410A	R410A	R410A	R410A	R410A
EEV	EEV	EEV	EEV	EEV	EEV	EEV
6.35	6.35	9.52	9.52	9.52	9.52	9.52
12.70	12.70	15.88	15.88	15.88	15.88	15.88
VP25 (OD 32,ID 25)	VP25 (OD 32,ID 25)	VP25 (OD 32,ID 25)	VP25 (OD 32,ID 25)	VP25 (OD 32,ID 25)	VP25 (OD 32,ID 25)	VP25 (OD 32,ID 25)
31.0	31.0	31.0	43.0	43.0	46.0	46.0
39.0	39.0	39.0	51.5	51.5	54.5	54.5
1,100x199x600	1,100x199x600	1,100x199x600	1,300x295x690	1,300x295x690	1,300x295x690	1,300x295x690
1,330x330x730	1,330x330x730	1,330x330x730	1,600x444x831	1,600x444x831	1,600x444x831	1,600x444x831
Filter (Washable)	Filter (Washable)	Filter (Washable)	Filter (Washable)	Filter (Washable)	Filter (Washable)	Filter (Washable)
MRK-A00	MRK-A00	MRK-A00	MRK-A00	MRK-A00	MRK-A00	MRK-A00
MRW-10A	MRW-10A	MRW-10A	MRW-10A	MRW-10A	MRW-10A	MRW-10A
MDP-E075SEE	MDP-E075SEE	MDP-E075SEE	MDP-E075SEE1	MDP-E075SEE1	MDP-E075SEE1	MDP-E075SEE1

### Notes

\*1) Nominal cooling capacities are based on: Indoor temperature: 27°C DB, 19°C WB, Outdoor temperature: 35°C DB, 24°C WB, Equivalent refrigerant piping: 7.5m, Level differences: 0m

\*2) Nominal heating capacities are based on: Indoor temperature: 20°C DB, 15°C WB, Outdoor temperature: 7°C DB, 6°C WB, Equivalent refrigerant piping: 7.5m, Level differences: 0m

\*3) Mode - HP: Heat Pump, HR: Heat Recovery

\*4) Sound pressure was acquired in a dead room. Thus actual noise level may be different depending on the installation conditions.  
- Specifications are subject to change without prior notice for product improvement.



# Indoor Unit Specification



## MSP Duct

- Silent Operation with the Static Pressure Control
- Narrow Width
- Easy to Maintain
- Middle Static Pressure
- Flexible Installation



Model		AVXDUH056EE	AVXDUH071EE		
Performance Capacity	Cooling * <sup>1)</sup>	kW	5.6	7.1	
		Btu/h	19,100	24,200	
	Heating * <sup>2)</sup>	kW	6.3	8.0	
		Btu/h	21,400	27,200	
Power	Input	W	130	190	
	Running Current	A	1.10	1.25	
Power Supply		Ø/V/Hz	1/220~240/50	1/220~240/50	
Mode * <sup>3)</sup>		-	HP/HR	HP/HR	
Sound	Sound Pressure (High/Low) * <sup>4)</sup>	dB(A)	37 / 33	39 / 35	
Fan	Type	-	Sirocco Fan	Sirocco Fan	
	Cooling (High)	m <sup>3</sup> /min	14.5	18.5	
	Heating (High)	m <sup>3</sup> /min	15.5	20.0	
Airflow Rate	External Static Pressure	Standard (Min.-Max.)	mmAq	4 (0~8)	4 (0~8)
	Type	-	R410A	R410A	
Refrigerant	Control Method	-	EEV	EEV	
	Liquid (Flare)	Ø,mm	6.35	9.52	
Piping Connections	Gas (Flare)	Ø,mm	12.70	15.88	
	Drain	Ø,mm	VP25 (OD 32,ID 25)	VP25 (OD 32,ID 25)	
	Net Weight	kg	31.0	31.0	
Weight	Shipping Weight	kg	36.0	36.0	
	Net Dimensions (WxHxD)	mm	900x260x480	900x260x480	
Set Size	Shipping Dimensions (WxHxD)	mm	1,146x345x584	1,146x345x584	
	Filter / Safety Grille	-	Filter (Washable)	Filter (Washable)	
Standard Accessories	Receiver	-	MRK-A00	MRK-A00	
	Receiver Wire	-	MRW-10A	MRW-10A	
Optional Accessories	Drain Pump	-	MDP-M075SGU3	MDP-M075SGU3	

## Optional Accessories

Individual Controllers



MWR-WE00



MWR-WH00



MR-CH01



MWR-SH00

Drain Pump



MDP-M075SGU1 / MDP-M075SGU2 / MDP-M075SGU3

AVXDUH090EE	AVXDUH112EE	AVXDUH128EE	AVXDUH140EE
9.0	11.2	12.8	14.0
30,700	38,200	43,600	47,700
10.0	12.5	13.8	16.0
34,100	42,600	47,000	54,500
240	260	370	410
1.30	1.17	1.67	1.86
1/220~240/50	1/220~240/50	1/220~240/50	1/220~240/50
HP/HR	HP/HR	HP/HR	HP/HR
39 / 35	39 / 35	39 / 35	43 / 38
Sirocco Fan	Sirocco Fan	Sirocco Fan	Sirocco Fan
19.5	27.0	32.0	37.0
21.5	27.0	31.0	36.0
6 (4~8)	8 (6~12)	8 (6~14)	8 (6~14)
R410A	R410A	R410A	R410A
EEV	EEV	EEV	EEV
9.52	9.52	9.52	9.52
15.88	15.88	15.88	15.88
VP25 (OD 32,ID 25)	VP25 (OD 32,ID 25)	VP25 (OD 32,ID 25)	VP25 (OD 32,ID 25)
35.0	39.0	52.0	52.0
41.0	46.0	60.0	60.0
1,150x260x480	1,150x320x480	1,200x360x650	1,200x360x650
1,390x345x584	1,390x420x584	1,447x425x769	1,447x425x769
Filter (Washable)	Filter (Washable)	Filter (Washable)	Filter (Washable)
MRK-A00	MRK-A00	MRK-A00	MRK-A00
MRW-10A	MRW-10A	MRW-10A	MRW-10A
MDP-M075SGU1	MDP-M075SGU1	MDP-M075SGU2	MDP-M075SGU2

Notes

\*1) Nominal cooling capacities are based on: Indoor temperature: 27°C DB, 19°C WB, Outdoor temperature: 35°C DB, 24°C WB, Equivalent refrigerant piping: 7.5m, Level differences: 0m

\*2) Nominal heating capacities are based on: Indoor temperature: 20°C DB, 15°C WB, Outdoor temperature: 7°C DB, 6°C WB, Equivalent refrigerant piping: 7.5m, Level differences: 0m

\*3) Mode - HP: Heat Pump, HR: Heat Recovery

\*4) Sound pressure was acquired in a dead room. Thus actual noise level may be different depending on the installation conditions.  
- Specifications are subject to change without prior notice for product improvement.

# Indoor Unit Specification



## Console

- Slim & Smart Design
- Silent Operation (23dB)
- 2Way Air Outlets



## Ceiling

- 2Way Installation
- Compact but Powerful



Model		AVXTJH028EE	AVXTJH036EE	AVXTJH056E*	
Performance Capacity	Cooling *1)	kW	2.8	3.6	5.6
		Btu/h	9,500	12,200	19,100
	Heating *2)	kW	3.2	4.0	6.3
		Btu/h	10,900	13,600	21,400
Power	Input	W	30	35	62
	Running Current	A	0.25	0.29	0.49
Power Supply	Ø/V/Hz	1/220~240/50	1/220~240/50	1/220-240/50	
Mode *3)		-	HP/HR	HP / HR	
Sound	Sound Pressure (High/Low) *4)	dB(A)	38 / 23	39 / 24	44/25
Fan	Type	-	Turbo Fan	Turbo Fan	Turbo Fan
Airflow Rate	Cooling (High)	m³/min	7.0	8.5	13.0
	Heating (High)	m³/min	7.2	9.0	13.5
Refrigerant	Type	-	R410A	R410A	R410A
	Control Method	-	EEV	EEV	EEV
Piping Connections	Liquid (Flare)	Ø,mm	6.35	6.35	6.35
	Gas (Flare)	Ø,mm	12.70	12.70	12.70
	Drain (Quick Lock)	Ø,mm	ID 18 hose	ID 18 hose	ID 18 hose
Weight	Net Weight	kg	15.2	15.2	15.2
	Shipping Weight	kg	20.3	20.3	20.3
Set Size	Net Dimensions (WxHxD)	mm	720x620x199	720x620x199	720x620x199
	Shipping Dimensions (WxHxD)	mm	810x710x295	810x710x295	810x710x295
Standard Accessories	Filter / Safety Grille	-	Filter (Washable)	Filter (Washable)	Filter (Washable)
	Wireless Remote Controller	-	ARH-1378	ARH-1378	ARH-2208

Notes  
 \*1) Nominal cooling capacities are based on: Indoor temperature: 27°C DB, 19°C WB, Outdoor temperature: 35°C DB, 24°C WB, Equivalent refrigerant piping: 7.5m, Level differences: 0m  
 \*2) Nominal heating capacities are based on: Indoor temperature: 20°C DB, 15°C WB, Outdoor temperature: 7°C DB, 6°C WB, Equivalent refrigerant piping: 7.5m, Level differences: 0m  
 \*3) Mode - HP: Heat Pump, HR: Heat Recovery  
 \*4) Sound pressure was acquired in a dead room. Thus actual noise level may be different depending on the installation conditions.  
 - Specifications are subject to change without prior notice for product improvement.

Model		AVXTFH056EE	AVXTFH071EE	
Performance Capacity	Cooling *1)	kW	5.6	7.1
		Btu/h	19,100	24,200
	Heating *2)	kW	6.3	8.0
		Btu/h	21,400	27,200
Power	Input	W	72	80
	Running Current	A	0.33	0.35
Power Supply	Ø/V/Hz	1/220~240/50	1/220~240/50	
Mode *3)		-	HP/HR	
Sound	Sound Pressure (High/Low) *4)	dB(A)	38 / 32	41 / 36
Fan	Type	-	Sirocco Fan	Sirocco Fan
Airflow Rate	Cooling (High)	m³/min	14.0	18.0
	Heating (High)	m³/min	14.5	18.5
Refrigerant	Type	-	R410A	R410A
	Control Method	-	EEV *5)	EEV *5)
Piping Connections	Liquid (Flare)	Ø,mm	6.35	9.52
	Gas (Flare)	Ø,mm	12.70	15.88
	Drain (Quick Lock)	Ø,mm	ID 18 hose	ID 18 hose
Weight	Net Weight	kg	22.0	22.0
	Shipping Weight	kg	26.0	26.0
Set Size	Net Dimensions (WxHxD)	mm	1,000x650x200	1,000x650x200
	Shipping Dimensions (WxHxD)	mm	1,074x726x294	1,074x726x294
Standard Accessories	Filter / Safety Grille	-	Filter (Washable)	Filter (Washable)
	Wireless Remote Controller	-	-	-

Notes  
 \*1) Nominal cooling capacities are based on: Indoor temperature: 27°C DB, 19°C WB, Outdoor temperature: 35°C DB, 24°C WB, Equivalent refrigerant piping: 7.5m, Level differences: 0m  
 \*2) Nominal heating capacities are based on: Indoor temperature: 20°C DB, 15°C WB, Outdoor temperature: 7°C DB, 6°C WB, Equivalent refrigerant piping: 7.5m, Level differences: 0m  
 \*3) Mode - HP: Heat Pump, HR: Heat Recovery  
 \*4) Sound pressure was acquired in a dead room. Thus actual noise level may be different depending on the installation conditions.  
 \*5) Optional Accessory  
 - Specifications are subject to change without prior notice for product improvement.

## Optional Accessories

Individual Controllers



## Standard Accessories

Wireless Remote Controllers



## Optional Accessories

Individual Controllers





# ERV System

## (Energy Recovery Ventilator)

Always stay with clean and healthy air. ERV system circulates the air to prevent indoor air pollution and minimizes the energy loss with energy recovery technology.



# ERV System












## What is proper ventilation?

**Misunderstandings about proper ventilation of indoor spaces**

### Indoor air contaminants

Harmful substances existing in the indoor air and the sicknesses they cause:

- |   |  |
|---|--|
|  <b>Cigarette Smoke</b><br>Cancer, Mucous membrane irritation,<br>Heart disease and stroke |  <b>Nitrogen Dioxide</b><br>Decrease lung function            |
|  <b>Asbestos</b><br>Asbestosis, Cancer   |  <b>Particle Contaminants</b><br>Cancer, Respiratory ailments |
|  <b>Formaldehyde (HCHO)</b><br>Irritations, Allergic reactions, Cancer                     |  <b>Insecticide</b><br>Ototoxic, Hepatotoxicity               |
|  <b>Volatile Organic Compound</b><br>Damage central nervous system, Cancer                 |  <b>Radon</b><br>Cancer                                       |
|  <b>Carbon Monoxide (CO)</b><br>Laryngitis, Decrease heart and lung<br>function            |  |



## Samsung has found the solution: Energy Recovery Ventilation Unit

### Main features of ERV

- Powerful control**  
Wide compatibility with home networking and other air conditioning systems, intelligent controlling, with the energy efficiency, it provides optimized indoor air quality.
- Smart air refresh system - CO<sub>2</sub> sensor**  
CO<sub>2</sub> sensor provides fresh filtered air with an appropriate level of moisture, while saving energy to reduce the cost of ventilation.
- World's best heat exchange rate**  
Samsung's ERV has achieved effective heat exchange rate over 50% for cooling and 70% for heating.  
\* Test done by Samsung
- Silent operation**  
Outside noise is absorbed by the ERV, which ensures quiet and sweet operation.
- Easy installation**  
Slim design flexible installation option helps use the space efficiently allowing installation even in low ceilings.
- High efficiency filtering**  
High efficiency filter keeps the high quality indoor air by eliminating microscopic particles.

# ERV System

## Feature

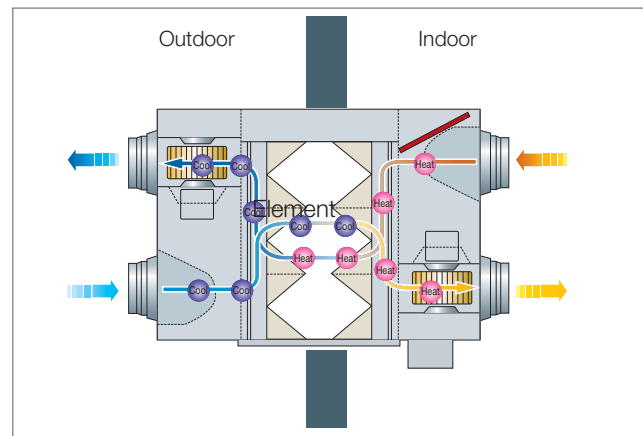
### How it Works

#### Winter

It reduces the costs of heating ventilated air by transferring heat from the warm inside air being exhausted to the fresh (but cold) supply air.

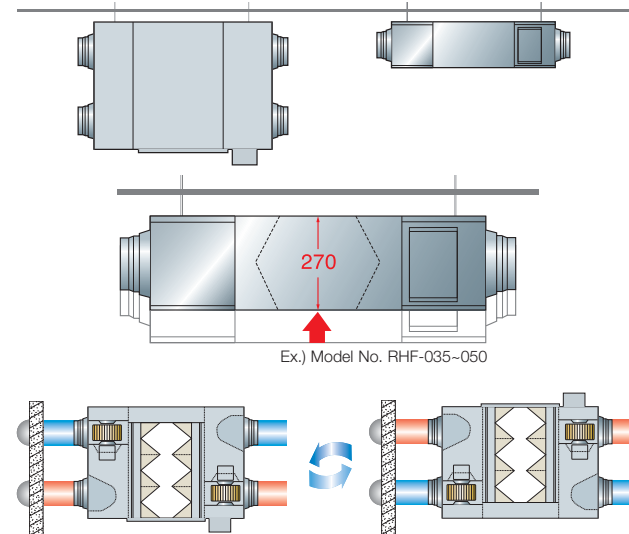
#### Summer

The inside air cools the warmer supply air to reduce ventilation cooling costs.



### Compact Size & Flexible Installation

- Compact and Slim in Size by High Efficiency Diamond Element.

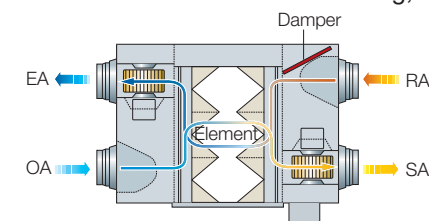


### Energy Saving Operation (Auto Mode)

It automatically changes operation mode depending on temperature difference between indoor and outdoor to save energy.

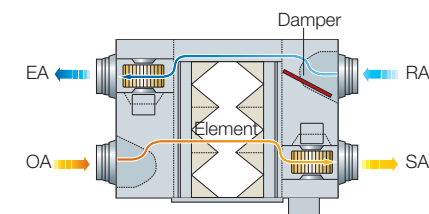
### Extreme Climates (Winter & Summer)

When temperature and humidity level difference between indoor and outdoor is big, it operates as ERV.



### Mild Climates (Spring & Fall)

When temperature and humidity level difference between indoor and outdoor is small, it operates as conventional ventilation fan.



### Key Technology

#### Automatic Refresh System (CO<sub>2</sub> Sensor) : Optional

- ERV is automatically operated to give fresh air into room by sensing CO<sub>2</sub> Level.

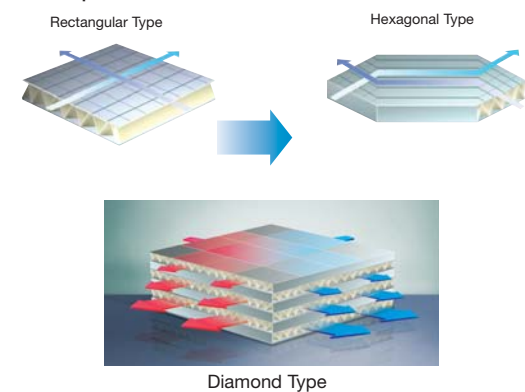
#### High Efficiency Motor (BLDC)

- Constant air volume by BLDC motor.

#### Intelligent Operating System (-15°C) Without Heater

#### New Diamond Type

- Optimized Airflow Design
- High Efficiency Element
- Compact size



## Line-up









## Specification

Model		RHF025EE	RHF035EE	RHF050EE	RHF080EE	RHF100EE
Voltage	V	220~240	220~240	220~240	220~240	220~240
Frequency	Hz	50/60	50/60	50/60	50/60	50/60
Air Volume	m <sup>3</sup> /hr	250	350	500	800	1,000
External Static Pressure	Pa	110	155	165	155	155
Leakage Rate	%	10	10	10	10	10
Power Input	W	115	115	175	330	450
Current	A	0.7	0.7	1.1	2.1	2.9
Temperature Exchange	Cooling %	70	70	70	70	70
Efficiency	Heating %	70	70	70	70	70
Effective Enthalpy	Cooling %	50	50	50	50	50
Exchange Efficiency	Heating %	70	70	70	70	70
Sound Level (Turbo/Low)	dB(A)	27/22	31/24	32/25	33/29	37/32
Dust Collection Method	-	High efficiency filter(PP)	High efficiency filter(PP)	High efficiency filter(PP)	High efficiency filter(PP)	High efficiency filter(PP)
Net Dimensions(WxHxD)	mm	600X350X660	1,012X270X1,000	1,012X270X1,000	1,220X340X1,135	1,220X340X1,135
Gross Dimensions (WxHxD)	mm	760X400X807	1,299X337X1,183	1,299X337X1,183	1,475X 440 X1,330	1,475X440X1,330
Weight (Net/Gross)	kg	25.5/30	42.5/53.5	42.5/53.5	67/75.5	67/75.5
Duct Diameter	Ø,mm	150	200	200	250	250



# Accessories

Classification	Feature	Model	Description	Relevant Unit	Remark
Y-Joint		MXJ-YA1509K	15.0kW and below	DVM PLUS II, DVM PLUS II HR, DVM PLUS III, DVM PLUS III HR	Requisite
		MXJ-YA2512K	Over 15.0 ~ 40.6kW and below		
		MXJ-YA2812K	Over 40.6 ~ 46.4kW and below		
		MXJ-YA2815K	Over 46.4 ~ 69.6kW and below		
		MXJ-YA3119K	Over 69.6 ~ 98.6kW and below		
		MXJ-YA3819K	Over 98.6 ~ 139.2kW and below		
		MXJ-YA4422K	Over 139.2kW		
Header Joint		MXJ-HA2512K	Below 46.4kW	DVM PLUS II, DVM PLUS II HR, DVM PLUS III, DVM PLUS III HR	Option
		MXJ-HA3115K	46.5 ~ 69.6kW		
		MXJ-HA3819K	Over 69.7kW		
Y-Joint (Only for DVM PLUS III HR in high pressure gas connection)		MXJ-YA1500K	23.2kW and below	DVM PLUS III HR	Requisite
		MXJ-YA2500K	Over 23.2 ~ 63.9kW and below		
		MXJ-YA3100K	Over 69.6 ~ 139.2kW and below		
		MXJ-YA3800K	Over 139.3kW		
Outdoor Joint for DVM PLUS III / HR (Outdoor Connection)		MXJ-T3819K	Below 48HP	DVM PLUS II, DVM PLUS II HR, DVM PLUS III, DVM PLUS III HR (Module)	Requisite
		MXJ-T4422K	Over 50HP		
Outdoor Joint only for DVM PLUS III HR Module (High Pressure Gas Connection)		MXJ-T3100K	Below 48HP	DVM PLUS III HR (Module)	Requisite
		MXJ-T3800K	Over 50HP		
MCU Kits		MCU-4EAE2	Below 4 indoor units	DVM PLUS II HR, DVM PLUS III HR	Requisite (HR only)
		MCU-4EAEV2 *1)	Over 5.6kW		
		MCU-4EAEV3 *1)	Below 4.5kW		
		MCU-6EAE2	Below 6 indoor units		

Notes

\*1) MCU-4EAEV2/3 is the product that includes built in EEV to connect the indoor unit (wall-mounted type and ceiling type) that does not include EEV.

Classification	Feature	Model	Description	Relevant Unit	Remark
EEV Kits		MXD-A13K116A	Below 3.6kW (1 Room) + 5.6 kW~9.0kW (1Room)	Wall-mounted & Ceiling indoor unit (For 2 indoor units)	Option
		MXD-A13K200A	Below 3.6kW (2 Rooms)		
		MXD-A16K200A	5.6 kW~9.0kW (2Rooms)		
		MXD-A22K200A	Over 9.0kW (2Rooms)		
		MXD-A13K216A	Below 3.6kW (2 Rooms) + 5.6 kW~9.0kW (1Room)		
		MXD-A13K300A	Below 3.6kW (3 Rooms)	Wall-mounted & Ceiling indoor unit (For 3 indoor units)	Option
		MXD-A16K213A	Below 3.6kW (1 Room) + 5.6 kW~9.0kW (2Rooms)		
		MXD-A16K300A	5.6 kW~9.0kW (3Rooms)		
		MEV-A13SA	Below 3.6kW (1 Room)	Wall-mounted & Ceiling indoor unit (For single unit)	Option
		MEV-A16SA	5.6 kW~9.0kW (1Room)		
Drain Pump		MDP-E075SEE	Slim Duct (2.2~7.1) kW	-	Option
		MDP-E075SEE1	Slim Duct (9.0~14.0) kW		
		MDP-M075SGU1	M.S.P Duct (9.0, 11.2) kW		
		MDP-M075SGU2	M.S.P Duct (12.8, 14.0) kW		
		MDP-M075SGU3	M.S.P Duct (5.6, 7.1) kW		
Front Panel		PSSMA	Slim 1Way Cassette	-	Requisite
		P2SMA	2Way Cassette		
		PMSMA	Mini 4Way Cassette		
		P4SMA	4Way Cassette		



# 04

## CONTROL SYSTEMS



**PROJECT**  
Pudong International Airport (Terminal 2)

**LOCATION**  
Shanghai, China

**TYPE**  
Airport

**TOTAL CAPACITY OF OUTDOOR UNITS**  
616 HP

**NUMBER OF INDOOR UNITS**  
162 Units

# Intelligent control and management

Samsung's control system is the most convenient system in the industry. A variety of controllers have been improved to control the system air conditioner more simply and easily. With Samsung's innovative control system, your life will become easier.

## CONTROL SYSTEMS

- 78 | DVM System Structure
- 80 | Integrated Management System
- 90 | Centralized Control System
- 92 | Individual Control System
- 94 | Building Management System
- 95 | Guest Room Management System
- 96 | Power Distribution Unit
- 97 | DVM-Pro
- 98 | Accessories

**PROJECT**  
VMD Building 2008

**LOCATION**  
Zagreb,  
Republic of Croatia

**TYPE**  
Business &  
Apartments



**PROJECT**  
Pallas Informatik

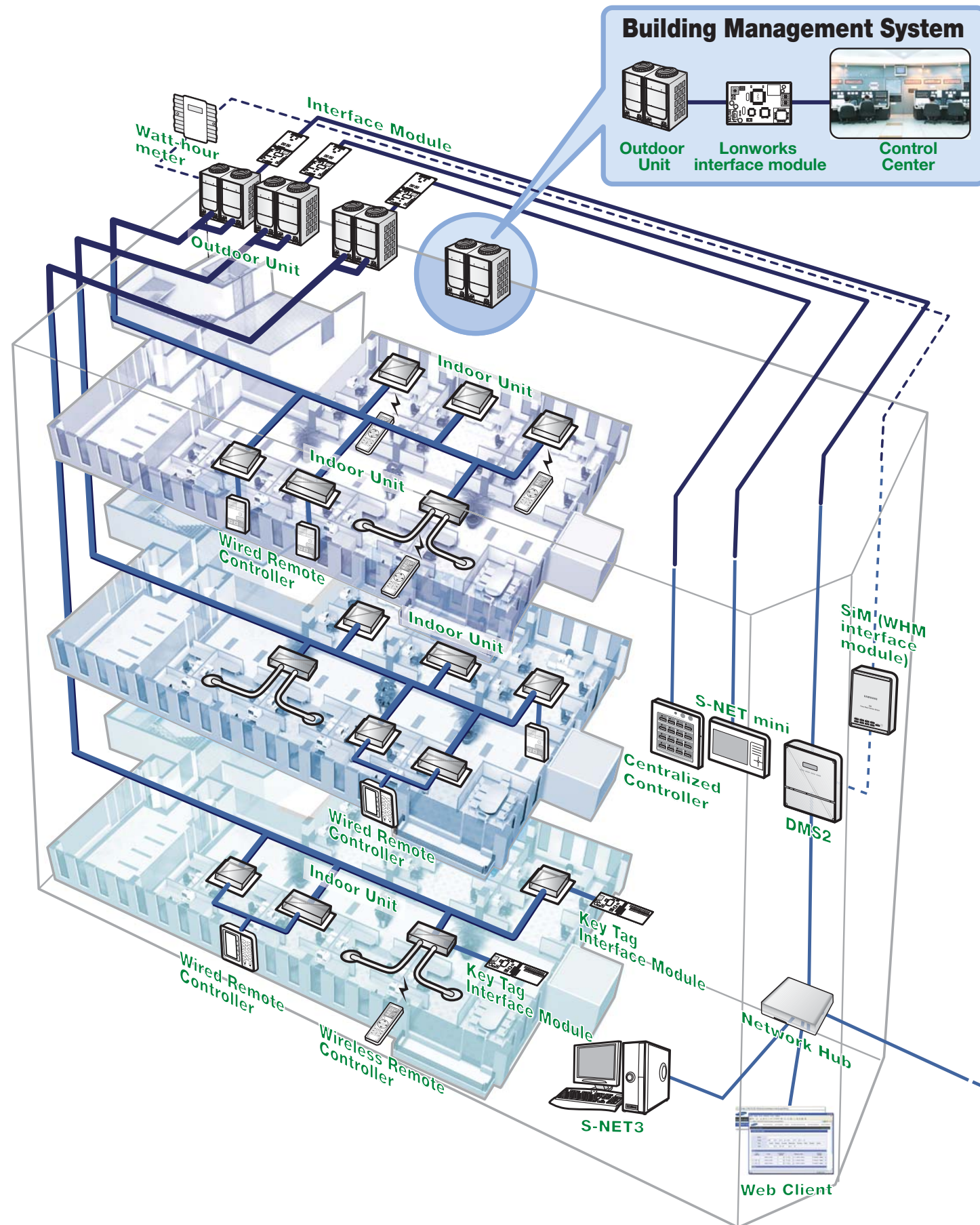
**LOCATION**  
Aler, Denmark

**TYPE**  
Business Building





# DVM System Structure



### DMS2

DMS2 is an internet-based management device which stores and manages all the data relevant to system air conditioner. It controls up to 256 indoor units including ERV and AHU units and its built-in web server allows access from multiple upper-level controllers. (S-NET3, S-NET mini, Web Client)



### S-NET3

Integrated software which connects to the internet to manage system air conditioners through DMS. S-NET3 supports up to 16 different DMSs installed in different buildings which means you can control system air conditioners in 16 different places from a single computer connected to internet.



### S-NET mini

Upper level controller, similar to S-NET3, but this touch screen controller can be connected directly with the system air conditioners through centralized controllers or interface modules allowing up to 256 indoor units. S-NET mini also supports up to 4 DMSs to provide the same remote control function as S-NET3.



### Centralized controller

Centralized controller is a device that controls up to 16 groups (256 indoor units) of system air conditioners. It can control the system air conditioners individually or in grounds and supports many other functions.



### Interface modules

Interface module is a device, which transmits data between the outdoor units and the upper level controllers.



### Wired remote controller/ Wireless remote controller

Individual controller, which controls a single indoor unit.



DMS2



DMS2

Internet



# Integrated Management System

For a relatively larger place with lots of indoor and outdoor units to manage, you need a control solution, which is convenient to manage. Samsung's Integrated manage system is the perfect choice for managing large and middle-sized buildings.



## Integrated Management System

### DMS2 (Data Management Server 2)

The newly improved Data Management Server has gotten smarter. It can manage a variety of different air conditioning units and the newly upgrade functions will automatically manage your air conditioning system.

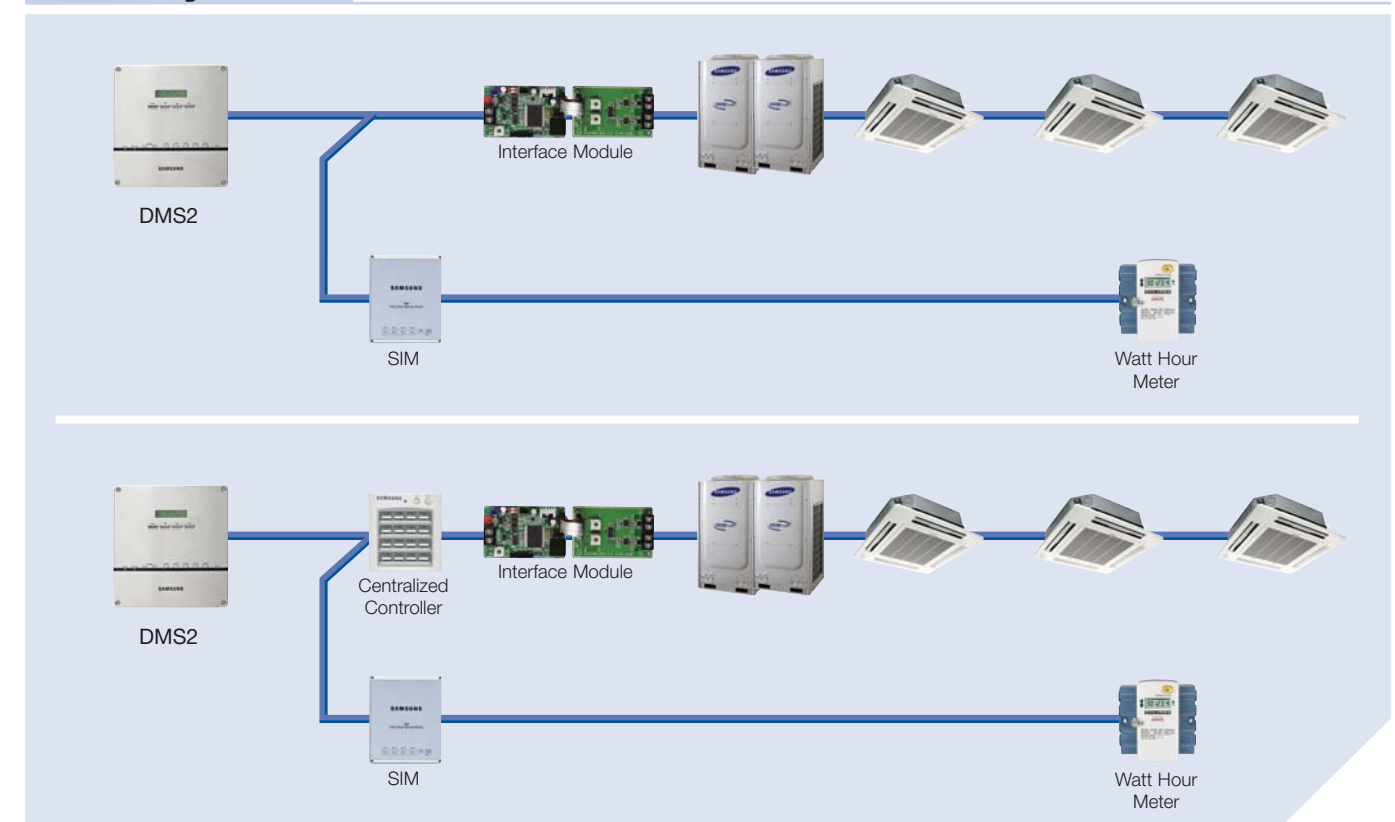


### MIM-D00A

- Built-in web server for PC-independent management and remote access control
- Multiple upper-level control access (S-NET3, S-NET mini, Web-client)
- Individual/Group control of up to 256 indoor units including ERV, AHU
- User editable control logic
- Accessible level management.
- Dynamic security management
- Operation & error history management
- Weekly/Daily schedule control
- Power distribution function
- Current time management even during power failure (for 24 hours)
- Data storage in non-volatile memory & SD memory
- Emergency stop function with simple contact interface

\* DMS2 is available from May, 2010.  
This schedule is subjected to change

### DMS2 System





# Integrated Management System

## DMS2 (Data Management Server 2)

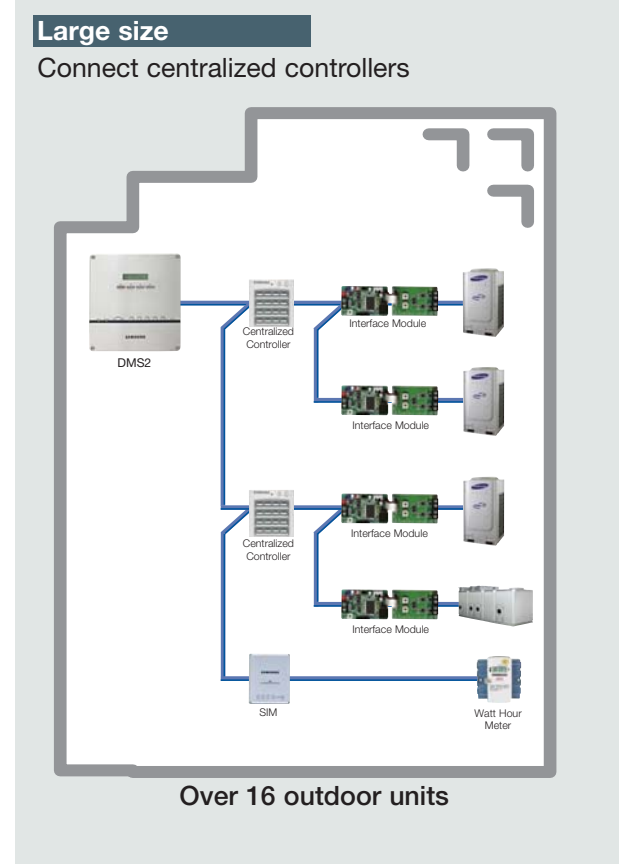
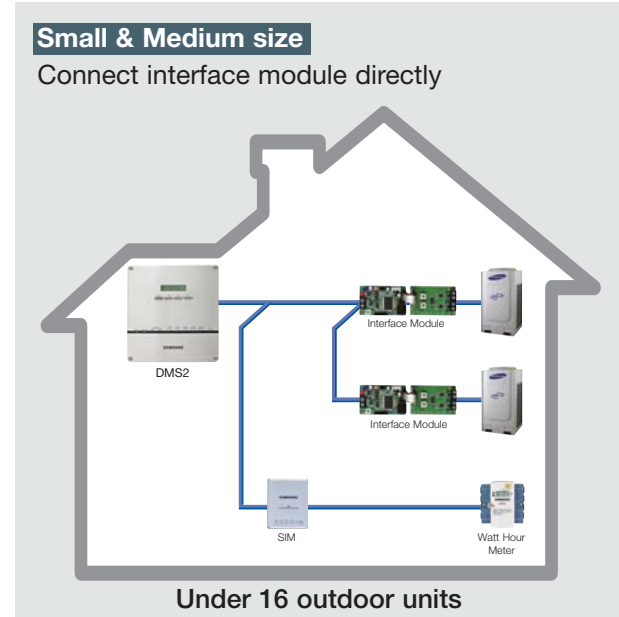
### Easy control & Monitoring

- Control and monitoring of up to 256 indoor units via internet network
- Operation on/off
- Operation mode, fan speed, temperature setting
- ERV, AHU support



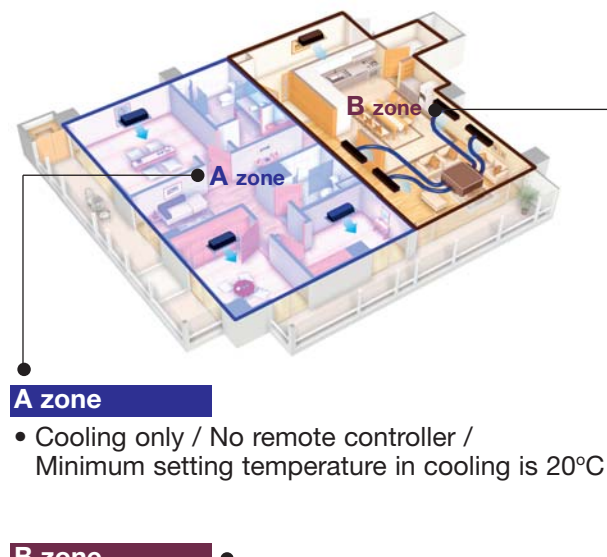
### Flexible connectivity

- Indoor unit control via Centralized controllers or interface modules directly
- Select connection point according to site



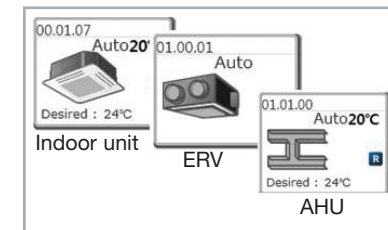
### Smart central management

- Control & monitoring zone edition
- Wireless/wired remote control restriction
- Temperature limit setting
- Operation mode restriction

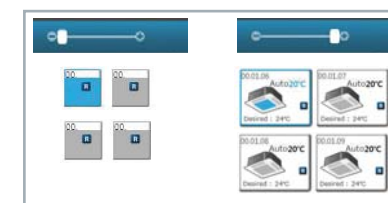


### Enhanced graphical display

#### User friendly icon-based unit control



#### Zoom in & Zoom out icon display



#### Color indication and icon makes it easy to recognize indoor unit state

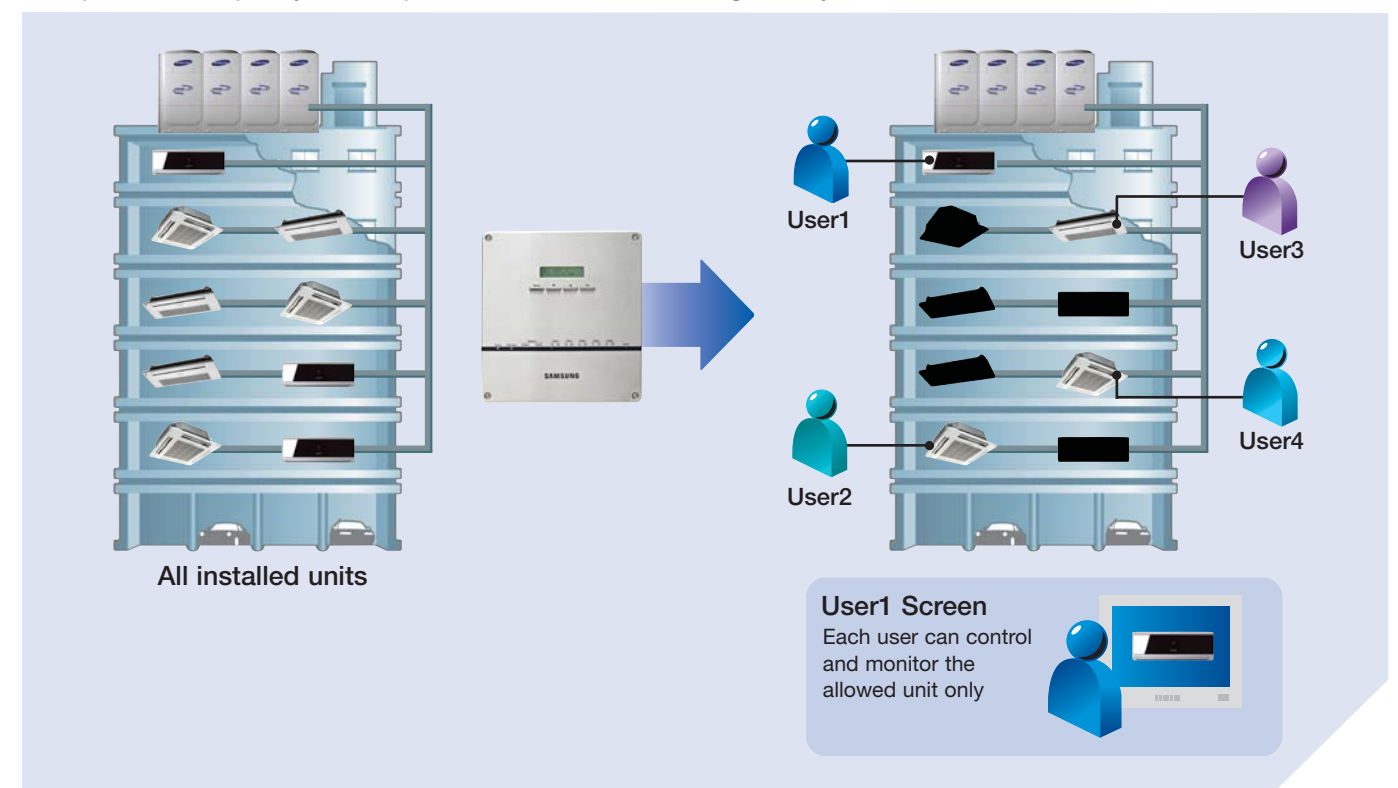


#### Convenient & stylish controller



### Accessible level management

- It is possible to specify the scope of control and monitoring unit by each user.



04 | CONTROL SYSTEMS

04 | CONTROL SYSTEMS

# Integrated Management System

## DMS2 (Data Management Server 2)

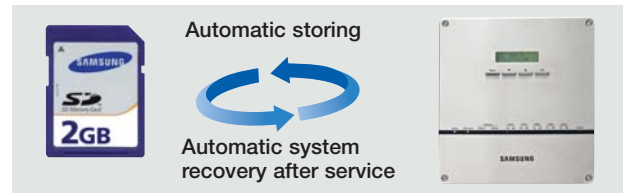
### Dynamic user security management

- By ID and password, general user, manager and administrator can be registered separately. Administrators (Utility managers) have an authority to put accessible levels of DMS2 functions on users.

Functions	Admin	Manager	User
	Access all	Changeable	
Control / Monitoring	<input type="radio"/>	<input type="radio"/>	<input type="radio"/>
Zone management	<input type="radio"/>	<input type="radio"/>	<input checked="" type="radio"/>
Schedule	<input type="radio"/>	<input type="radio"/>	<input type="radio"/>
Power distribution	<input type="radio"/>	<input type="radio"/>	<input checked="" type="radio"/>
System configuration	<input type="radio"/>	<input checked="" type="radio"/>	<input checked="" type="radio"/>

### Powerful data backup

- Important data is stored on SD memory card safely.
  1. Indoor/outdoor unit name
  2. Power distribution data
  3. Operation history (On/Off by DMS)
  4. DMS power On/Off history
  5. System configuration
  6. Others



### Useful history management

- DMS2 records indoor unit operation and error occurrence history.
- It makes convenient to analyze air-conditioner operation and maintain units



#### Operation history

1. Operation On/Off execution time
2. Daily accumulated operation On time
3. Schedule operation execution time



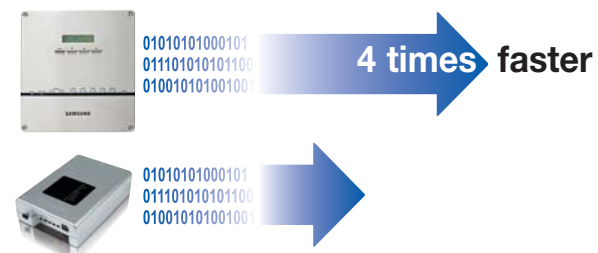
#### Error history

1. Error occurred unit name
2. Error details
3. Error occurrence/clear time
4. Error state (solved / unsolved)

### Speed-up hardware improvement

Improved hardware makes you access your air-conditioner faster than ever before.

- CPU upgrade (800MHz)
- Ethernet 100base-T (100Mhz)
- RS485 communication channel increase (1 channel -> 5 channels)



### Rapid & easy service response

- Real time malfunction state monitoring
- E-mail dispatches when malfunctions occur
- Remote monitoring of all units detail state (Outdoor unit / indoor unit cycle data).

Check	Address	Device type	Occurrence time	Troubleshooting time	Error No.	Status
<input type="checkbox"/>	00	caur	2009-11-12 18:26	2009-11-13 09:45	611	Resolved
<input type="checkbox"/>	01	caur	2009-11-12 18:26	2009-11-13 09:45	611	Resolved



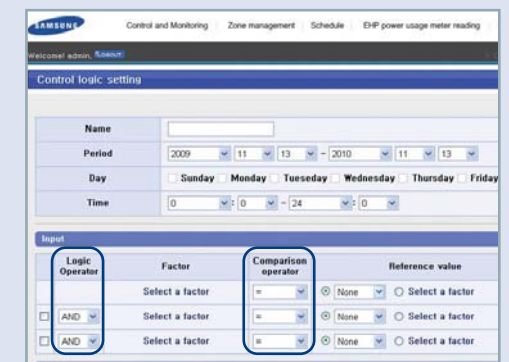
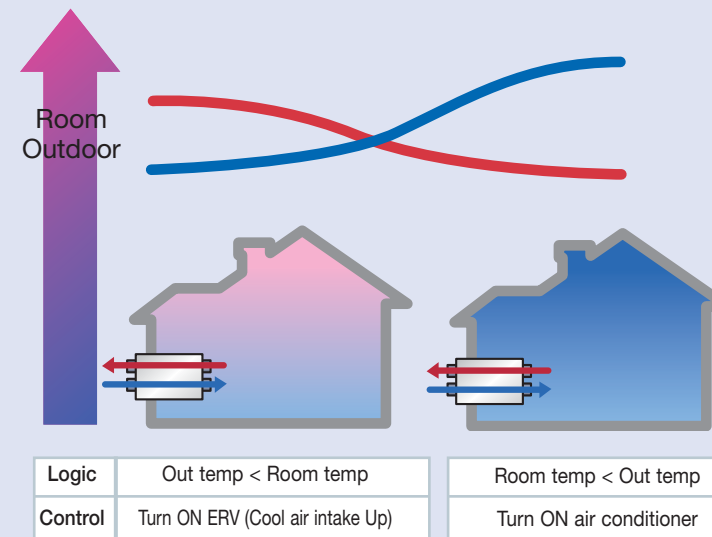
Address	Mode	Current temp.	Model code	2 Way	Desired temp.
00:00:00	Auto	20°C	100Kcal	2 Way	24°C
00:00:01	Auto	20°C	100Kcal	2 Way	24°C

### User editable control logic

- User can edit control logic with arithmetic/conditional operators and parameters.
- Efficient energy saving can be realized for various operation conditions.

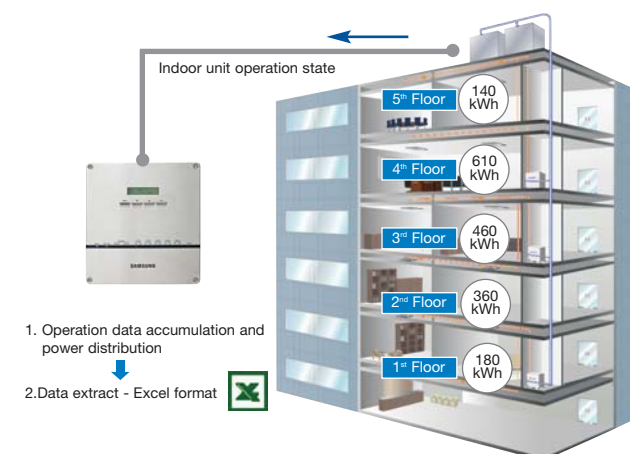


Ex) Energy saving function, Operation adjustment depending on outdoor temperature



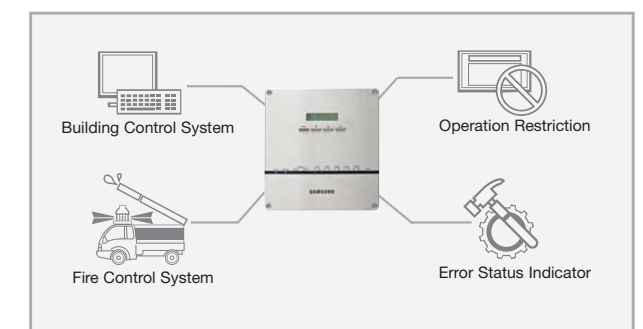
### Power distribution system

- Power distribution to up to 256 indoor units
- Data query for watt-hour, use time and use ratio
- File save in Microsoft Excel format
- 1-year worth of power distribution data storage



### Emergency contact control

- Interlock with emergency alarm system
- Indoor unit operation with simple contact input.
- Full unit control On/Off and restrict remote controller.
- State output (Operation/Error) for synchronous control
- Extended contact control with 10 channels of input and output





# Integrated Management System

## S-NET3

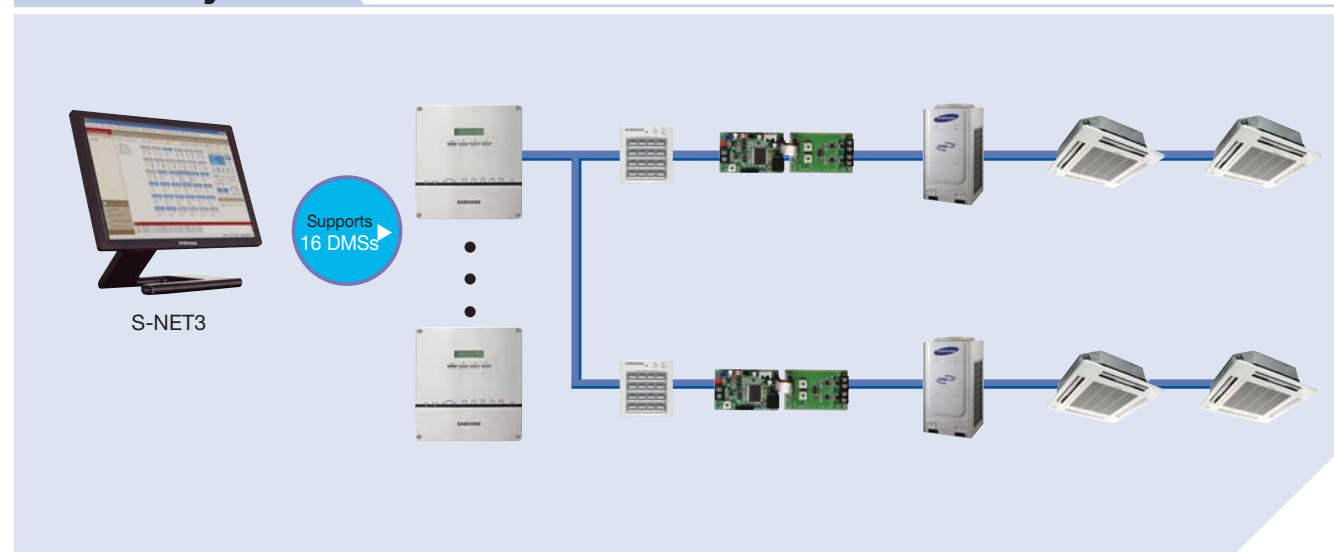
You can manage a group of buildings with S-NET3 through Data Management Servers that manage each of the buildings. S-NET3 provides flexible and complete control for a great variety of applications.



### S-NET3

- Fully integrated PC management software.
- Up to 16 DMSs connection through the Ethernet.
- Central management of up to 4,096 indoor/heat exchange units.
- Schedule/Zone control.
- Error/Operation history management.
- Power distribution management and analysis.

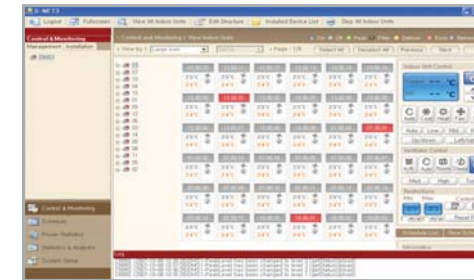
## S-NET3 System



## Feature

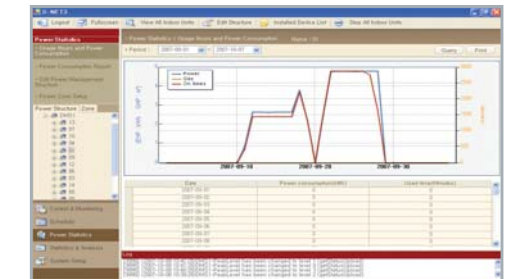
### Control and Monitoring

- Control & monitoring of up to 4,096 indoor units
- ERV unit management
- Wireless/wired remote control restriction
- Temperature limit setting
- Operation mode lock
- Multiple/full indoor unit selection
- Icon-based indoor unit display mode



### Power Distribution Management

- Data query for power distribution and operation time
- Power distribution report generation and print
- Time section setting for different electricity rates
- Group setting for power distribution summation



### Schedule Control

- Graphical schedule settings
- Weekly, Daily schedule control
- Exception date setting



### History Management

- Error/Event history management
- Indoor unit operation history management
- Report generation and print

### Zone Management

- Management structure customization regardless of installation structure
- Control zone creation/edition/deletion
- Tree structure zone management control

### Cycle monitoring

- Monitoring outdoor / indoor unit cycle data (Supported for specific outdoor unit models)

# Integrated Management System

## S-NET mini

S-NET mini supports up to 4DMSs to provide the same remote control functions as S-NET3 and this touch screen controller can be connected directly with system air conditioner through centralized controller or interface modules allowing up to 256 indoor units.

### S-NET mini

- Dynamic compatibility options (DMS, centralized controller, interface module)
- Control and monitoring of up to 256 indoor units
- Detailed cycling information monitoring
- Schedule function (Weekly, Daily)
- USB keyboard support
- Error display
- 7-inch wide LCD display
- Temperature limit setting
- Touch screen
- Zone control
- Child-lock setting
- Operation mode lock
- External contact control

## Feature

### Control and monitoring

- Control & Monitoring of up to 256 indoor units/ERVs
- Operation control and monitoring
- Detailed operation cycling information monitoring
- Wireless/wired remote control restriction setting



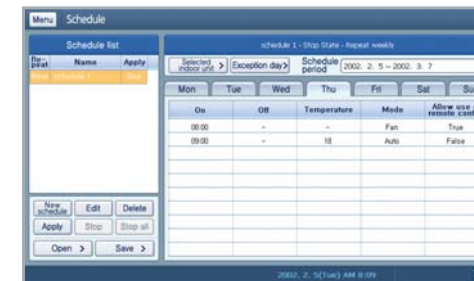
### Central Restriction Function

- Upper/Lower temperature limit setting
- Operation mode lock



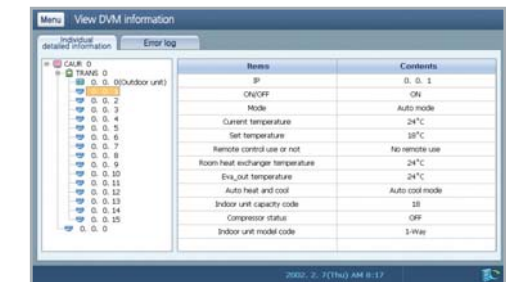
### Schedule Control

- Maximum 256 Weekly, Daily schedule control
- Schedule repetition, exception date setting
- Schedule edit (add, edit, delete)
- Detailed operation schedule setting
- Remote control restriction option setting

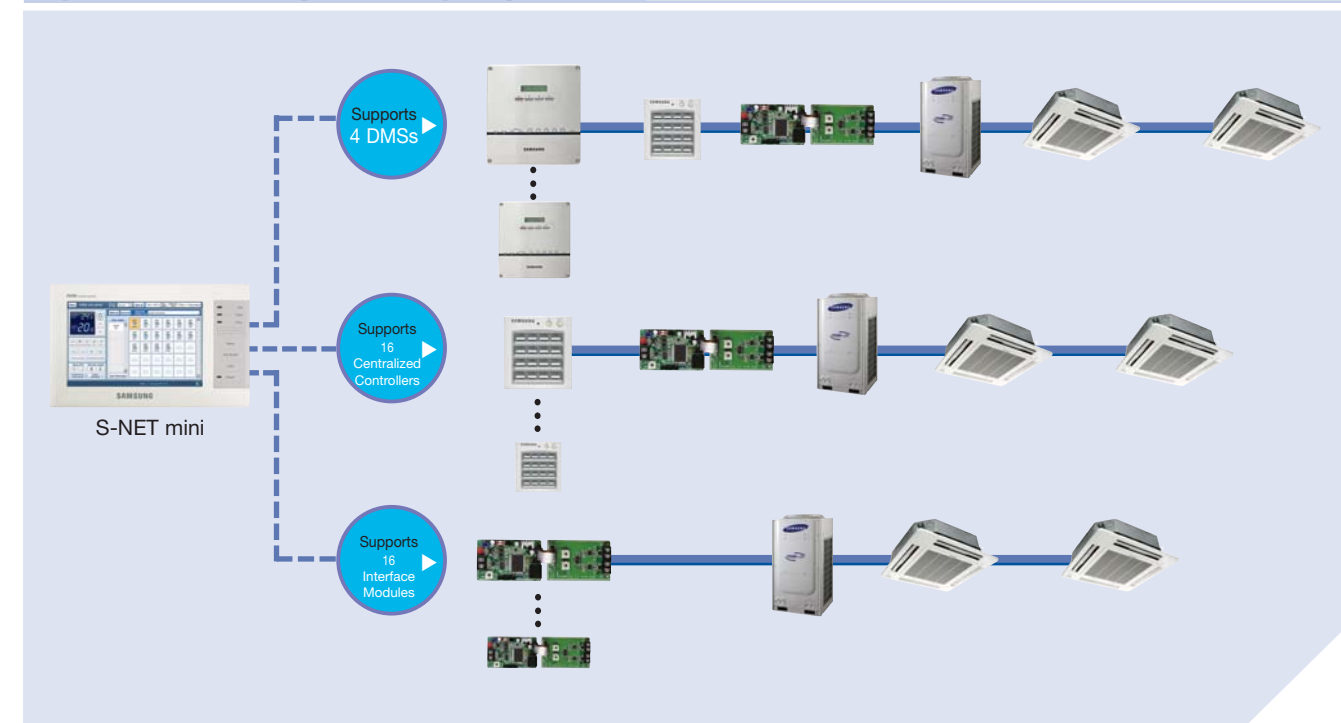


### Cycle Monitoring

- Outdoor/Indoor unit cycling information monitoring (supported for specific outdoor unit models)

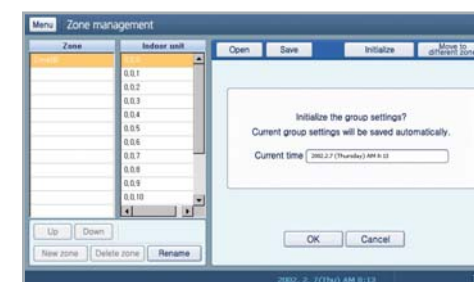


## Dynamic Compatibility Option



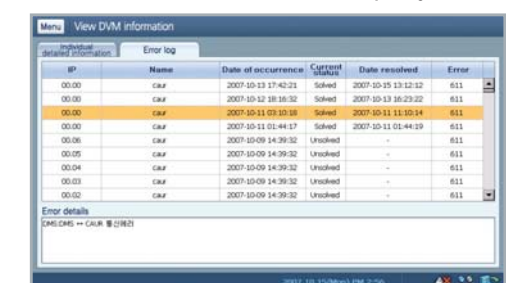
### Zone Management

- Management structure customization regardless of installation structure
- Control zone creation/edition/deletion



### Error Management

- Error history management
- Error management information query
- Detailed error information query



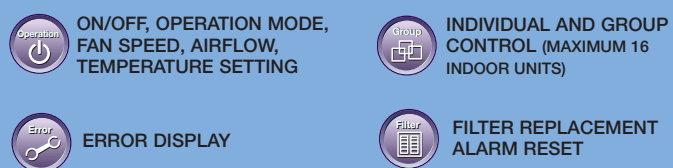


# Centralized Control System

Centralized control system is more than enough to control multiple groups and individual indoor units. With Samsung's centralized controller, conveniently and efficiently control the multiple or individual indoor units.



## Control Systems Function Icon



# Centralized Control System

## Centralized Controller



### MCM-A202B

- Maximum 16 group controls (Maximum 256 Indoor units)
- Unified/Individual indoor unit control (On/Off)
- Wireless/wired remote control restriction
- Cooling/Heating mode control
- Indoor unit error display

MCM-A202B has compatibility with MCM-A202A

## Function Controller



### MCM-A100



- Control and monitoring of up to 16 indoor unit groups

To use Function Controller, it requires to be connected to MCM-A202A

## Operation Mode Selection Switch



### MCM-C200

- Operation mode selection (Cooling, Heating or Auto)
- Mixed operation mode protection

## Interface Module



### MIM-B13B

- Communicator between indoor/outdoor units and the centralized controller

MIM-B13B has compatibility with MIM-B13A



### MIM-B04A

- Communicator between indoor/outdoor units and the centralized controller

# Individual Control System

There are a variety of wired and wireless controllers for convenient use of your air conditioners. With different control options, you can choose one that suits for your air conditioning environment.



## Control Systems Function Icon

ON/OFF, OPERATION MODE, FAN SPEED, AIRFLOW, TEMPERATURE SETTING	SLEEP & SILENT MODE	WIRELESS REMOTE CONTROL RESTRICTION
INDIVIDUAL AND GROUP CONTROL (MAXIMUM 16 INDOOR UNITS)	BUILT-IN ROOM TEMPERATURE SENSOR	CLEAR & BRIGHT SCREEN WITH LCD BACKLIGHT
ERROR DISPLAY	CHILD LOCK	
FILTER REPLACEMENT ALARM RESET	AUTOMATIC STOP MODE	

## Wireless Remote Controller



### MR-CH01

- Simple schedule control
- Wide display
- Soft touch button

## Wireless Signal Receiver (for Duct-type indoor unit)



### MRK-A00

- ON/OFF control
- Operation indication
- Error Indication
- Filter replacement sign
- Use with receiver wire, MRW-10A

# Individual Control System

## Wired Remote Controller



### MWR-WE00 (Multi function)



- Unified controller (A/C, ERV, A/C+ERV)
- Different permission levels
- Weekly schedule setting (A/C, ERV, A/C+ERV)
- Exception date setting



### MWR-WH00



- Simple schedule control
- Different permission levels

## Simplified Wired Remote Controller



### MWR-SH00



- Mode selection protection

## ERV Wired Remote Controller



### MWR-VH02

- Individual and group control (Maximum 16 ERVs)
- On/Off control
- Operation mode (By-Pass, Heat Exchange), fan speed
- Simple schedule control
- Error display
- Synchronous operation with indoor units

## External Room Sensor



### MRW-TA

- External sensor to sense exact user environment temperature

## 7-day Scheduler



### MWR-BS00

- Up to 100 weekly and daily schedule settings
- Schedule setting based on 1-minute time units
- Digital clock display
- Permanent schedule setting storage
- Current time protection from blackout (maximum 3 days)
- Use with wired remote controller, or centralized controller. (MWR-TH01, MCM-A202B)



# Building Management System

BMS (Building Management System) makes it possible to control and monitor the air conditioning network using the remote control and monitoring function. Optimum control with BMS-related interface modules keeps the air conditioning system efficient, saves energy, reduces maintenance costs and extends the life cycle of the units.



## Lonworks

### MIM-B07

- Interface for Lon-Connection to Lonworks management system
- Quick and easy installation
- Up to 12 indoor units can be controlled
- Communication : RS485 to Lonworks
- Upper physical layer : FTT-10A



#### BMS Control Function

- On/Off control
- Temperature setting
- Operation mode
- Fan speed

#### Monitoring Function

- On/Off
- Operation mode
- Room temperature
- Error information

# Guest Room Management System

The Guest Room Management System is a smart way to save energy and money. When the Key Tag is in place, the air conditioner is activated. When the Key Tag is removed, the air conditioner switches off. Now you can avoid cooling an unoccupied room and save energy.



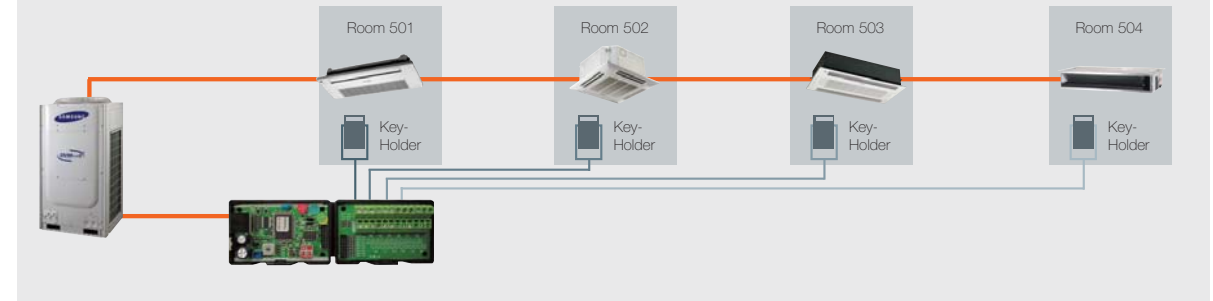
## Key Tag Interface Module



### MIM-B02

- Indoor unit control by external contact signals
- Individual/Group control of up to 16 indoor units
- Combinational use with sensor/timer/emergency inputs

#### Example



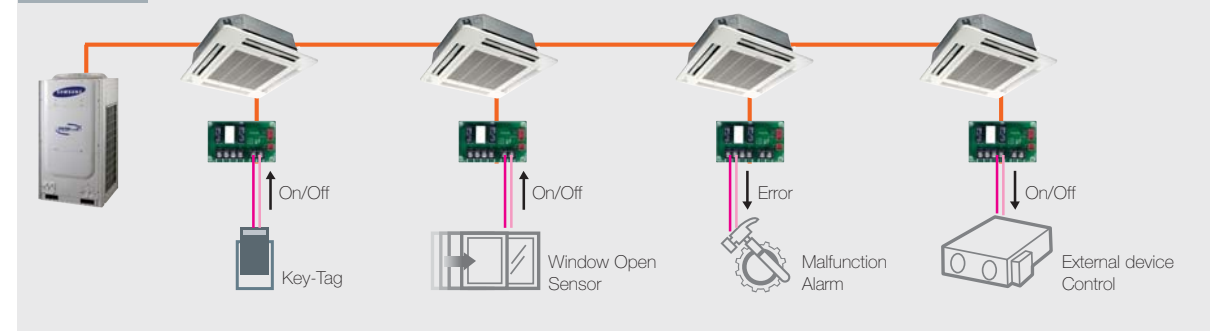
## External Contact Interface Module



### MIM-B14

- Direct indoor unit control by external contact signal
- Window-synchronized indoor unit control
- Emergency control with simple contact input
- Indoor unit operation/error state output through relay contacts

#### Example



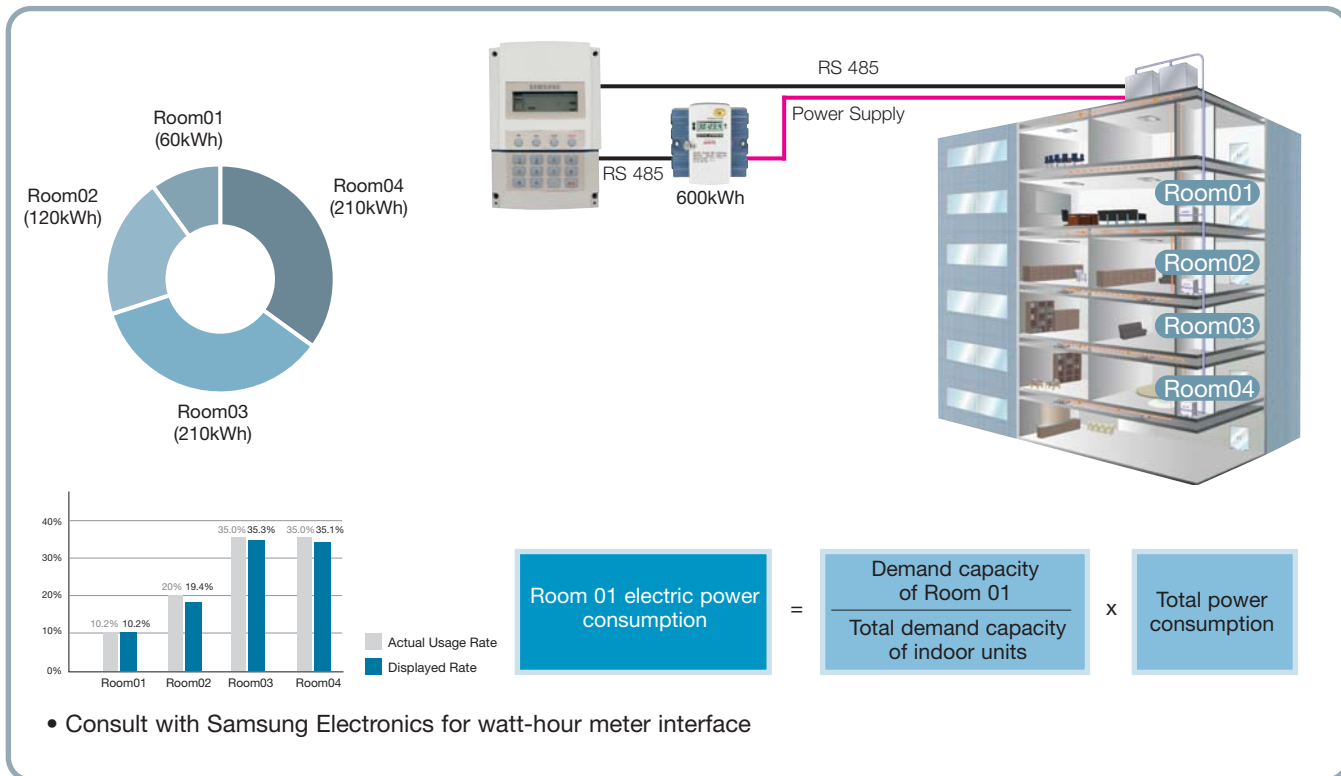
(Wall mounted type indoor unit : Only the model including EEV supports state output function)

# Power Distribution Unit



## MCM-B102

- Real-time power distribution for one indoor/outdoor system.
- Power distribution to maximum 48 indoor units.
- Communication error display.
- Total system power consumption display.
- Power consumption display of individual indoor units.
- Data storage even during a power failure.




## Watt-hour meter Interface Module



## MIM-B12

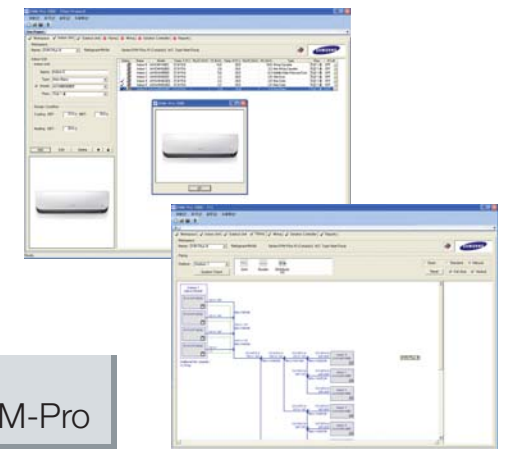
- Exclusive use for DMS power distribution.
- Connection with up to 8 watt-hour meters.
- RS485 interface with watt-hour meters.
- Power consumption display for each watt-hour meter.
- Automatic detection of specified watt-hour meters.

# DVM - Pro (DVM, FJM, CAC Equipment Selection Software)



## DVM-Pro Sales mode

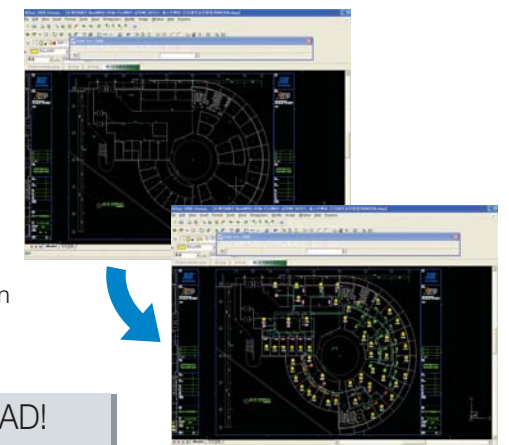
- **Workspace:** Creation 'Project' & 'Workspace (DVM, FJM, CAC)'
- **Indoor Unit:** Indoor unit and accessory selection
- **Outdoor Unit:** Automatic selection and capacity simulation
- **Piping:** Basic, standard or manual selection with system check
- **Wiring:** Automatic diagram with communication wiring of indoor/outdoor/control units and electric power meters
- **Control system:** Automatic control unit selection
- **Report:** Specifications, diagrams and quotation



**Download!**  
[www.dvmsystem.com](http://www.dvmsystem.com) → Download Center → DVM-Pro

## DVM-Pro CAD mode





- Quick, easy, precise design
- Compatibility with AutoCAD
- **Automatic calculation:** Refrigerant & drain pipe size
- **Automatic selection:** Refnet joint, header & distributor kit
- **System check:** Installation regulation & refrigerant addition
- **Simulation:** System capacities
- **Easy control system selection**
- **Automatic report:** Piping installation diagram, equipment list & quotation








Contact to Samsung HQ or Distributors for DVM-Pro CAD!







# Accessories

Classification	Product	Model	Image	Application Model
Integrated Management System	Controller	DMS2		DVM Series, FJM, CAC, ERV
		S-NET3		DVM Series, FJM, CAC, ERV
		S-NET mini		DVM Series, FJM, CAC, ERV
	Interface Module	SIM	MIM-B12	

Centralized Control System	Controller	Centralized Controller	MCM-A202B		DVM Series, FJM, CAC, ERV
		Function Controller	MCM-A100		DVM Series, FJM, CAC
		Operation Mode Selection Switch	MCM-C200		DVM Series (Except HR models)
	Interface Module	Centralized Control Interface Module	MIM-B13B		Mini DVM(R410A), DVM PLUS II, DVM PLUS II HR, DVM PLUS III, DVM PLUS III HR, FJM, ERV
		MIM-B04A		DVM, DVM PLUS, DVM HR, CAC	

Individual Control System	Controller	Wireless Remote Controller	MR-CH01		Cassette, Ceiling, Duct (Receiver needed), Console (Included)
		Wired Remote Controller (Multi Function)	MWR-WE00		Cassette, Wall Mounted, Ceiling, Duct, Console, ERV
		Wired Remote Controller	MWR-WH00		Cassette, Wall Mounted, Ceiling, Duct, Console
		Simplified Wired Remote Controller	MWR-SH00		Cassette, Wall Mounted, Ceiling, Duct, Console
		ERV CO <sub>2</sub> Sensor	MOS-C1		ERV
		ERV Wired Remote Controller	MWR-VH02		ERV
	Wireless Signal Receiver Kit	Wireless Signal Receiver	MRK-A00		Duct (For Wireless Remote Controller)
		Receiver Wire	MRW-10A		Duct (For Wireless Remote Controller)
	7-day Scheduler	MWR-BS00		Centralized Controller	
	External Room Sensor	MRW-TA		Cassette, Wall Mounted, Ceiling, Duct, Console	

Building Management System	Lonworks Interface Module	MIM-B07		DVM Series, FJM
Guest Room Management System	Key-tag Interface Module	MIM-B02		DVM Series, FJM (Non MH***FXEA*#B)
	External Contact Interface Module	MIM-B14		CAC, Mini DVM(R410A), DVM PLUS II, DVM PLUS II HR, DVM PLUS III, DVM PLUS III HR, FJM(Non MH***FKEA)
Power Distribution	Power Distribution Unit	MCM-B102		DVM Series, FJM







DVM Series : Mini DVM, DVM, DVM PLUS, DVM HR, DVM PLUS II, DVM PLUS II HR, DVM PLUS III, DVM PLUS III HR

# Icon Index

## Wall-mounted Type Icon

	<b>Auto Roof Shutter</b> Air conditioner automatically seals off to prevent dirt infiltration.		<b>Micro Plasma Ionizer virusDoctor</b> Virus Doctor generates Hydrogen atoms and Oxygen ions to create healthier air.
	<b>DNA Filter</b> The DNA structure possesses qualities in absorbing and eliminating microscopic carcinogenic agents.		<b>Good'sleep II</b> Control the air temperature during your sleep to enjoy a comfortable sleep and refreshed wake up.









## Cassette Type Icon

	<b>WIDE BLADE</b> Wider blades provide more even cooling power.		<b>CEILING SOILING PREVENTION</b> Newly designed panel prevents ceiling contamination.		<b>FRESH AIR INTAKE</b> Optional air intake motor brings in fresh air from outside.
	<b>HIGH LIFT-UP DRAIN PUMP</b> Lift-up condensed water up to 750mm higher than any other competitor.		<b>QUICK CONNECTION OF DRAIN PIPE</b> Unique drain pipe connection is easy to install.		<b>SUB DUCT</b> The Sub Duct makes it easy to provide air conditioning to a nearby smaller space.











## Duct Type Icon

	<b>ANTI-BACTERIA FILTER</b> Anti-bacteria Filter traps dust particles and suppresses proliferation of molds and bacteria.		<b>EASY FILTER CLEANING</b> Filter cleaning indicator will let you know when the filter needs to be cleaned.		<b>HIGH LIFT-UP DRAIN PUMP</b> Lift-up condensed water up to 750mm higher than any other competitor.
	<b>SMART PRESSURE CONTROL</b> Adjusts fan speed to provide constant cooling and heating performance.		<b>WIRED REMOTE CONTROLLER</b> Default wired remote controller is provided.		

## Floor & Convertible Type Icon

	<b>INTERIOR DESIGN</b> The clean, modern design complements any decor.		<b>ANTI-BACTERIA FILTER</b> Anti-bacteria Filter traps dust particles and suppresses proliferation of molds and bacteria.		<b>LIGHT WEIGHT UNIT</b> Extremely lightweight, so maintenance and installation is easy.		<b>AUTO CHANGEOVER</b> Automatically changes operation mode according to temperature setting.
	<b>FLEXIBLE PIPE INSTALLATION</b> The pipe can be installed in 6 different places for more placement options.		<b>SILENT MODE</b> Indoor and outdoor unit operates silently.		<b>WIRELESS REMOTE CONTROLLER</b> Default wireless remote controller is provided.		<b>Micro Plasma Ionizer virusDoctor</b> Virus Doctor generates Hydrogen atoms and Oxygen ions to create healthier air.

## Control System Icon

	<b>ON/OFF, OPERATION MODE, FAN SPEED, AIRFLOW, TEMPERATURE SETTING</b>		<b>SLEEP &amp; SILENT MODE</b>		<b>WIRELESS REMOTE CONTROL RESTRICTION</b>		<b>CHILD LOCK</b>
	<b>INDIVIDUAL AND GROUP CONTROL (MAXIMUM 16 INDOOR UNITS)</b>		<b>BUILT-IN ROOM TEMPERATURE SENSOR</b>		<b>CLEAR &amp; BRIGHT SCREEN WITH LCD BACKLIGHT</b>		
	<b>FILTER REPLACEMENT ALARM RESET</b>		<b>ERROR DISPLAY</b>		<b>AUTOMATIC STOP MODE</b>		